



Prysmian
Group

Prysmian Cabos e Sistemas do Brasil S.A.

ENVIRONMENTAL PRODUCT DECLARATION

Products name:

MTX CU XLPE 600V ENEL - FRICUNI

Manufacturing site:

Poços de Caldas, Av. Alcoa 5801,
Jardim Aeroporto,
MG – 37706 - 178, Brasil



In accordance with ISO 14025 and EN 50693:2019

Program Operator	EPDItaly
Publisher	EPDItaly

Declaration Number	EPD_Prysmian_Brasil_7
Registration Number	EPDITALY0333

Issue Date	2022/06/08
Valid to	2027/06/07

1. General information

Owner of the declaration	Prysmian Cabos e Sistemas do Brasil S.A. Avenida Pirelli 1100 / 18.103-085 / Sorocaba - SP, Brasil
Plants involved in the EPD	Prysmian Cabos e Sistemas do Brasil S.A. Poços de Caldas, Av. Alcoa 5801, Jardim Aeroporto, MG - 37706 - 178, Brasil
Product identification	MTX CU XLPE 600V ENEL - FRICUNI
Product description	Multiplexed cable for low voltage electricity supply and distribution circuit of up to 0.6/1kV, as well as for the entire urban and rural secondary network in overhead installations attached to poles or enclosed.
Program Operator	EPDITALY (www.epditaly.it) Via Gaetano De Castillia 10 - 20124 Milano, Italy
Independent verification	This declaration has been developed in accordance with the EPDItaly Regulations; further information and the Regulations themselves are available on the website: www.epditaly.it EN 50693 is the framework reference for PCRs. Independent verification of the declaration and data according to ISO 14025:2010. Internal <input type="checkbox"/> External <input checked="" type="checkbox"/>
Third Party Verification	Third party verification performed by: SGS Italia S.p.A. Via Caldera, 21, Milano, Lombardia, 20153. Accredited by Accredia (accreditation number: 006H)
CPC-Based Code	463 family "Insulated wire and cable; optical fibre cables" and sub-subsequent clusters
Company contact	Dott. Stefano Luciano Prysmian Group - Via Chiese 6 20126, Milano, Italy stefano.luciano@prysmiangroup.com
Technical support	Deloitte & Touche SpA Via Tortona 25 - 20144, Milano, Italy
Comparability	Environmental statements published within the same product category, but from different programs, may not be comparable.
Reference documents	This declaration has been developed following the EPDItaly Programme Regulations, available on the website: www.epditaly.it .
Product Category Rules (PCR)	EPDItaly007 - CORE PCR EN 50693_BASE_rev.2, issue date: 20-01-2020; revision date: 21-10-2020 EPDItaly016 - SUB PCR EN 50693_cables_rev.2, 2020/09/25 EN 50693:2019

2. Company profile

Prysmian Group is world leader in the power and telecom cable systems industry.

With almost 140 years of experience, the Group offers the widest range of products, services, technologies and know-how for every type of industry, thanks to a widespread commercial presence, R&D centers in Europe, the United States, South America and China and over 500 R&D qualified professionals. The Group is organized into the following operating segments:

Oil & Gas: offers innovative solutions for complex instrumentation and control systems and integrated energy to connect the entire oil and gas distribution chain. State-of-the-art manufacturing facilities and test labs provide a wide range of SURF (Subsea Umbilical, Riser and Flowline) cables and products, from steel or thermoplastic umbilical cables, to flexible tubing and downhole technology for business mining offshore;

Telecom: the Prysmian Group, by offering an essential contribution to the world's leading companies in the telecommunications sector, has become one of the world's largest producers of cables and accessories for voice, video and data transmission thanks to a complete range of optical fibers, optical and copper cables and connectivity systems. FlexTube® with the highest density of optical fibers, installed in 2017 in Hong Kong to increase the quality of optical fibers and innovation applied to cables allow the Group to face the most difficult and ambitious broadband connection challenges;

Energy Projects: the Prysmian Group designs, manufactures and installs high and very high voltage cables and systems for the transmission of underground and submarine energy directly from power plants to primary distribution networks. The technologies of the Group for this business include cables for the operation of wind turbines, cables for connection between the various turbines and for connection to the mainland;

Energy Products: in the field of energy transmission and distribution, the Group produces both medium voltage cables and systems for connecting industrial and residential structures to primary distribution networks, and low voltage ones for energy distribution and wiring of buildings. Prysmian solutions were created to support utilities and network managers, industrial companies, installers and wholesalers in the electricity sector.

The Group is also active in the design, production, supply and installation of cables for the most varied applications. In transport, the Prysmian Group has also achieved exceptional milestones, carrying out the wiring of some of the largest passenger aircraft and ships in the world, such as the Airbus 380 or Royal Caribbean's GENESIS fleet, of the fastest trains and the most innovative, like the one inaugurated in Shanghai. Three million passengers on the London Underground travel every day through 400 km of cable tunnels thanks to Prysmian and Draka Fire Resistant cables.

Innovative cable technology

With a view to facilitating the development of ever more efficient, sustainable and integrated grids, Prysmian Group strives constantly to improve the performance of its terrestrial and submarine cables.

Cables are an essential component of the energy transition, representing the backbone of power grids and facilitating the distribution and transportation of energy between various areas marked by different consumption patterns.

Cables are the backbone of power grids, without which it would not be possible to transmit and transport energy from one country to another.

Cables make the entire power grid more efficient, facilitating the exchange of energy between different countries/consumption areas with different consumption patterns. Accordingly, they enable consumers to obtain access to cheaper and cleaner energy.

Submarine cables transmit clean and sustainable energy from offshore wind farms to the mainland, where the primary distribution network is located.

Terrestrial cables ensure greater integration between the various power grids, balancing demand and supply and transmitting electricity from the areas in which it is generated (the landfall of submarine cables) to the places where it is consumed.


Production plant

Prysmian Group comprises 104 production plants in more than 50 countries worldwide. The manufacturing site of the product subject to the present EPD is the plant located in Poços de Caldas, Brazil:

- Poços de Caldas, Av. Alcoa 5801, Jardim Aeroporto, MG – 37706 - 178, Brasil

Poços de Caldas factory covers an area of almost 524.000 square meters, with a covered area of about 54.237 square meters, for a total annual production capacity of 54.000 tons of energy cables (including High Voltage extruded 69kV, Over Head Line, Medium Voltage , ESP and Low Voltage Cables).

Poços de Caldas plant has become one of the centres of excellence in LatAm for Medium Voltage cables to Renewable applications. The factory holds the ISO 9001 Quality Management System Certification, ISO 45001 Safety Management System Certification and ISO 14001 Environmental Management System Certification, employing over 400 employees.



Company contact

For more information on Prysmian's activities or in relation to this environmental product declaration, you can contact:

Dott. Stefano Luciano
Prysmian Group - Via Chiese 6,
20126, Milano, Italy
stefano.luciano@prysmiangroup.com

Alternatively, you can visit the website: www.prysmiangroup.com/en/sustainability

3. Scope and type of the EPD

Declared unit

The declared unit of the LCA product system is the transmission of electricity with current of 1 A by means of the Bare copper wire - Copper Conductor 95 MMQ (CC93) cable, over a distance of 1 km for 40 years and a 100% use rate.

The associated reference flow is the following:

Cable	
MTX CU XLPE 600V ENEL - FRICUNI	
Reference flow [kg]	1.449,428

System boundaries

This EPD considers the entire life cycle of the cable manufactured by Prysmian. The EPD type is therefore “from cradle to grave” type. In accordance with the EPD Regulations, specifically PCR 007 (Electronic and electrical products and systems) and sub-PCR 016 (Cables and wires), the system boundaries are set with reference to the following three modules:

1. **Upstream module** which includes all the relevant supply chain processes.
2. **Core module** which includes all the relevant processes related to the assembly of the cable and the production of its packaging
3. **Downstream module** which includes all the relevant processes that take place after the assembly stage:
 - product transportation/distribution;
 - product installation;
 - product use & maintenance;
 - product end-of-life.

The system boundaries of the product covered by this EPD, together with the main processes that characterize the phases of the life cycle studied, are represented in figure 1. The system boundaries are described also taking into account the stages proposed by EN 50693.

Type of EPD

Product EPD; this declaration relates to a specific product by a specific manufacturer.

Geographical scope

Manufacturing: Brazil

Product distribution: Brazil

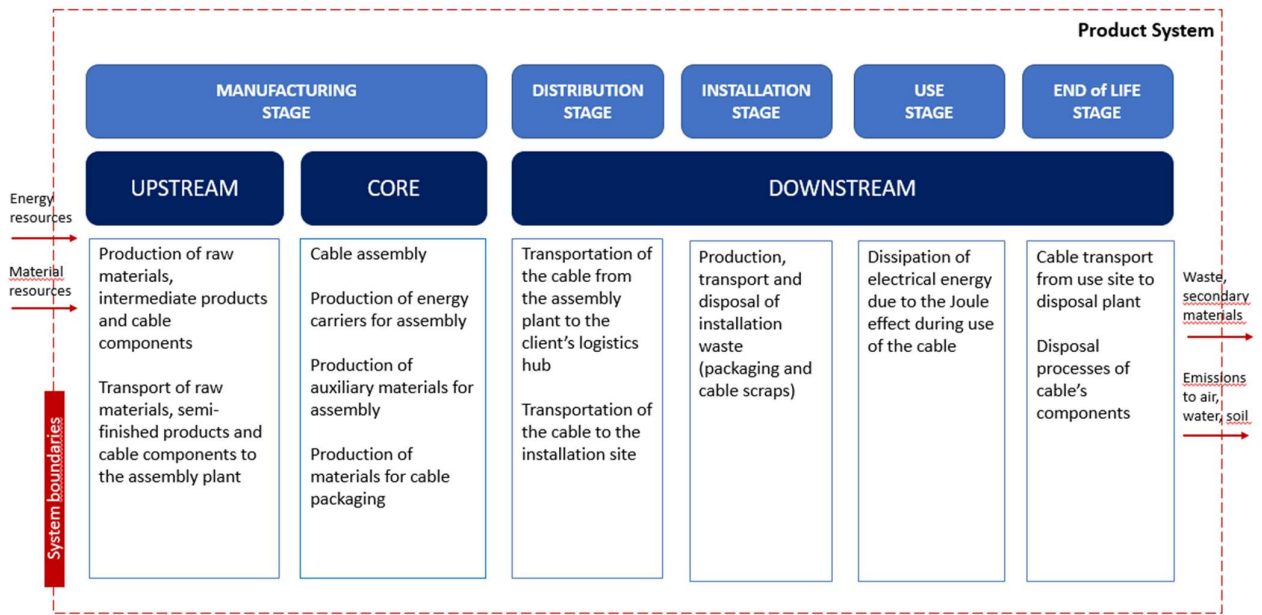


Figure 1 - System boundaries

4. Product description

Product identification

Multiplexed cable:

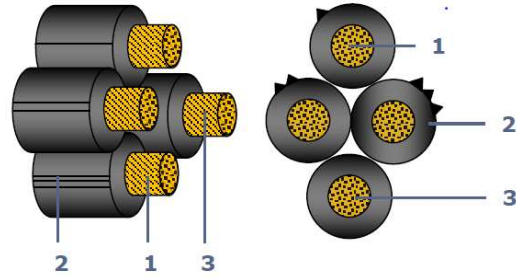
- MTX CU XLPE 600V ENEL - FRICUNI

This product is composed by:

1 – CONDUCTOR: Bare annealed copper wires.
Stranded: Class 2 according to NBR NM 280 (IEC 60228).
Shape: Compact round.

2- INSULATION: Cross linked polyethylene compound (XLPE), black color.

3 – SUPPORT ELEMENT: Wire copper hard temper.
Stranded: Class 2 according to NBR NM 280 (IEC 60228)
Shape: Round.



1 – CONDUCTOR
2 – INSULATION
3 – SUPPORT ELEMENT

Function and application

The function of the product is the transportation and distribution of electrical energy.

Main applications: to be used in low voltage electricity supply and distribution circuit of up to 0.6/1kV, as well as for the entire urban and rural secondary network in overhead installations attached to poles or enclosed electrical overhead power lines transmission and in grounding systems.

Technical data

Size (N° of phases x 1 x Phase section + Neutral section) (mm ²)	Conductors				Max. Rccof phase conductor at 20°C (Ω/km)	Thickness of insulation	Diameter over insulation (mm)	Overall diameter (mm)	Weight (kg/km)
	Phase		Neutral						
	Formation (N°/(mm))	Diameter (mm)	Formation (N°/(mm))	Diameter (mm)					
3X1X35+35	7 / 2,66	7,1	7 / 2,54	7,6	0,502	1,53	10,4	24,6	1.470

Cable composition

MTX CU XLPE 600V ENEL - FRICUNI

Material	Bare copper wire	
	kg / 1 km of cable	% / 1 km of cable
Conductor	9,700	0,67
Insulation	503,349	34,73
Support element	936,379	64,60
Total	1449,428	100

The packaging of the cable consists of wooden reel.

The cable under study do not contain dangerous substances of a high degree of concern (Substances of Very High Concern-SVHC) contemplated in the ECHA Candidate List (<https://echa.europa.eu/it/candidate-list-table>).

5. Environmental performances

The environmental performance of the cable MTX CU XLPE 600V ENEL - FRICUNI is shown for 1 km of cable for each module (upstream, core, downstream) and for each stage (Manufacturing, Distribution, Installation, Use and End-of-life) of the life cycle.

The declared environmental indicators include:

- core environmental impacts
- resource use
- waste production
- output flows.

The environmental impact indicators are quantified using the characterisation factors and impact assessment methods specified in EN 15804:2012+A2:2019.

Core Environmental Impact Indicators

1 km of cable MTX CU XLPE 600V ENEL – FRICUNI electricity transmission of 1 A of carried current for 40 years

Cable MTX CU XLPE 600V ENEL - FRICUNI					
Indicator	Unit	UPSTREAM	CORE	DOWNSTREAM	TOTAL
GWP-total	kg CO ₂ eq	9,15E+03	1,94E+02	1,74E+03	1,11E+04
GWP-fossil	kg CO ₂ eq	9,14E+03	1,92E+02	1,73E+03	1,11E+04
GWP-biogen.	kg CO ₂ eq	-7,25E+02	-9,56E+02	1,68E+03	0,00E+00
GWP-luluc	kg CO ₂ eq	1,21E+01	1,69E+01	1,19E+01	4,09E+01
ODP	kg CFC11eq	7,27E-04	1,83E-05	2,16E-04	9,61E-04
AP	mol H+ eq	2,06E+02	1,25E+00	6,30E+00	2,13E+02
EP-freshw.	kg Peq	1,54E+02	3,84E-02	1,44E-01	1,54E+02
POCP	kgNMVOCeq	1,78E+02	8,60E-01	5,92E+00	1,84E+02
ADPmin&met	kg Sb eq	3,11E+00	1,22E-03	4,89E-03	3,11E+00
ADPfossil	MJ	1,16E+05	2,32E+03	1,63E+04	1,35E+05
WDP	m ³ depriv.	2,31E+03	4,76E+01	-1,88E+02	2,17E+03

Cable MTX CU XLPE 600V ENEL - FRICUNI							
Indicator	Unit	Manufacturing stage	Distribution stage	Installation stage	Use Stage	End-of-life stage	TOTAL
GWP-total	kg CO ₂ eq	9,35E+03	8,49E+02	5,84E+00	1,16E+02	7,70E+02	1,11E+04
GWP-fossil	kg CO ₂ eq	9,33E+03	8,48E+02	5,84E+00	1,10E+02	7,70E+02	1,11E+04
GWP-biogen.	kg CO ₂ eq	-1,68E+03	-3,87E+00	-5,24E-02	-3,05E+01	1,72E+03	0,00E+00
GWP-luluc	kg CO ₂ eq	2,90E+01	3,09E-01	2,88E-03	1,14E+01	1,73E-01	4,09E+01
ODP	kg CFC11eq	7,45E-04	1,85E-04	4,61E-07	8,93E-06	2,16E-05	9,61E-04
AP	mol H+ eq	2,07E+02	4,28E+00	2,70E-02	9,95E-01	1,00E+00	2,13E+02
EP-freshw.	kg Peq	1,54E+02	6,58E-02	1,75E-03	2,02E-02	5,64E-02	1,54E+02
POCP	kgNMVOCeq	1,79E+02	4,54E+00	4,35E-02	3,76E-01	9,63E-01	1,84E+02
ADPmin&met	kg Sb eq	3,11E+00	2,91E-03	2,31E-05	5,10E-04	1,45E-03	3,11E+00
ADPfossil	MJ	1,19E+05	1,26E+04	4,45E+01	1,32E+03	2,32E+03	1,35E+05
WDP	m ³ depriv.	2,36E+03	1,28E+01	-9,97E-02	-2,05E+02	4,23E+00	2,17E+03

GWP-total = Global Warming Potential; **GWP-fossil** = Global Warming Potential - fossil; **GWP-biogenic** = Global Warming Potential - biogenic; **GWP-luluc** = Global Warming Potential - land use and land use change; **ODP** = Depletion potential of the stratospheric ozone layer; **AP** = Acidification potential, Accumulated Exceedance; **EP-freshwater** = Eutrophication potential, fraction of nutrients reaching freshwater end compartment; **POCP** = Formation potential of tropospheric ozone; **ADP-minerals&metals** = Abiotic depletion potential for non-fossil resources; **ADP-fossil** = Abiotic depletion for fossil resources potential; **WDP** = Water deprivation potential, deprivation weighted water consumption.

Resource use indicators

1 km of cable MTX CU XLPE 600V ENEL – FRICUNI electricity transmission of 1 A of carried current for 40 years

MTX CU XLPE 600V ENEL - FRICUNI					
Indicator	Unit	UPSTREAM	CORE	DOWNSTREAM	TOTAL
PENRE	MJ, NCV	1,16E+05	2,32E+03	1,63E+04	1,34E+05
PERE	MJ, NCV	4,22E+04	1,31E+04	2,66E+03	5,79E+04
PENRM	MJ, NCV	8,65E+03	0,00E+00	0,00E+00	8,65E+03
PERM	MJ, NCV	0,00E+00	3,33E+03	0,00E+00	3,33E+03
PENRT	MJ, NCV	1,24E+05	2,32E+03	1,63E+04	1,43E+05
PERT	MJ, NCV	4,22E+04	1,64E+04	2,66E+03	6,12E+04
FW	m ³	1,53E+01	1,91E+01	7,85E+00	4,22E+01
MS	kg	0,00E+00	0,00E+00	0,00E+00	0,00E+00
RSF	MJ	0,00E+00	0,00E+00	0,00E+00	0,00E+00
NRSF	MJ	0,00E+00	0,00E+00	0,00E+00	0,00E+00

MTX CU XLPE 600V ENEL - FRICUNI							
Indicator	Unit	Manufacturing stage	Distribution stage	Installation stage	Use Stage	End-of-life stage	TOTAL
PENRE	MJ, NCV	1,18E+05	1,26E+04	4,44E+01	1,32E+03	2,31E+03	1,34E+05
PERE	MJ, NCV	5,52E+04	1,44E+02	2,36E+00	2,37E+03	1,43E+02	5,79E+04
PENRM	MJ, NCV	8,65E+03	0,00E+00	0,00E+00	0,00E+00	0,00E+00	8,65E+03
PERM	MJ, NCV	3,33E+03	0,00E+00	0,00E+00	0,00E+00	0,00E+00	3,33E+03
PENRT	MJ, NCV	1,27E+05	1,26E+04	4,44E+01	1,32E+03	2,31E+03	1,43E+05
PERT	MJ, NCV	5,86E+04	1,44E+02	2,36E+00	2,37E+03	1,43E+02	6,12E+04
FW	m ³	3,44E+01	-4,47E-01	-1,61E-02	8,96E+00	-6,53E-01	4,22E+01
MS	kg	0,00E+00	0,00E+00	0,00E+00	0,00E+00	0,00E+00	0,00E+00
RSF	MJ	0,00E+00	0,00E+00	0,00E+00	0,00E+00	0,00E+00	0,00E+00
NRSF	MJ	0,00E+00	0,00E+00	0,00E+00	0,00E+00	0,00E+00	0,00E+00

PENRE = Use of non-renewable primary energy excluding non-renewable primary energy resources used as raw materials; **PERE** = Use of renewable primary energy excluding renewable primary energy resources used as raw materials; **PENRM** = Use of non-renewable primary energy resources used as raw materials; **PERM** = Use of renewable primary energy resources used as raw materials; **PENRT** = Total use of non-renewable primary energy resources; **PERT** = Total use of renewable primary energy resources; **FW** = Use of net fresh water; **MS** = Use of secondary material; **RSF** = Use of renewable secondary fuels; **NRSF** = Use of non-renewable secondary fuels.

Waste production indicators

1 km of cable MTX CU XLPE 600V ENEL – FRICUNI electricity transmission of 1 A of carried current for 40 years

MTX CU XLPE 600V ENEL - FRICUNI					
Indicator	Unit	UPSTREAM	CORE	DOWNSTREAM	TOTAL
HWD	kg	0,00E+00	4,79E+00	0,00E+00	4,79E+00
NHWD	Kg	0,00E+00	8,86E+01	5,17E+02	6,06E+02
RWD	kg	0,00E+00	0,00E+00	0,00E+00	0,00E+00

Cable MTX CU XLPE 600V ENEL - FRICUNI							
Indicator	Unit	Manufacturing stage	Distribution stage	Installation stage	Use Stage	End-of-life stage	TOTAL
HWD	kg	4,79E+00	0,00E+00	0,00E+00	0,00E+00	0,00E+00	4,79E+00
NHWD	Kg	8,86E+01	0,00E+00	1,51E+01	0,00E+00	5,02E+02	6,06E+02
RWD	kg	0,00E+00	0,00E+00	0,00E+00	0,00E+00	0,00E+00	0,00E+00

HWD = Hazardous waste disposed; NHWD = Non-hazardous waste disposed; RWD = Radioactive waste disposed.

Output flows indicators

1 km of cable MTX CU XLPE 600V ENEL – FRICUNI electricity transmission of 1 A of carried current for 40 years

Cable MTX CU XLPE 600V ENEL - FRICUNI					
Indicator	Unit	UPSTREAM	CORE	DOWNSTREAM	TOTAL
MER	kg	0,00E+00	2,65E+00	0,00E+00	2,65E+00
MFR	kg	0,00E+00	9,58E+01	7,53E+02	8,49E+02
CRU	kg	0,00E+00	0,00E+00	2,71E+01	2,71E+01
ETE	MJ, NCV	0,00E+00	0,00E+00	0,00E+00	0,00E+00
EEE	MJ, NCV	0,00E+00	0,00E+00	0,00E+00	0,00E+00

Cable MTX CU XLPE 600V ENEL - FRICUNI							
Indicator	Unit	Manufacturing stage	Distribution stage	Installation stage	Use Stage	End-of-life stage	TOTAL
MER	kg	2,65E+00	0,00E+00	0,00E+00	0,00E+00	0,00E+00	2,65E+00
MFR	kg	9,58E+01	0,00E+00	0,00E+00	0,00E+00	7,53E+02	8,49E+02
CRU	kg	0,00E+00	0,00E+00	2,71E+01	0,00E+00	0,00E+00	2,71E+01
ETE	MJ, NCV	0,00E+00	0,00E+00	0,00E+00	0,00E+00	0,00E+00	0,00E+00
EEE	MJ, NCV	0,00E+00	0,00E+00	0,00E+00	0,00E+00	0,00E+00	0,00E+00

MER = Materials for energy recovery; MFR = Materials for recycling; CRU = Components for reuse; ETE= Exported thermal energy; EEE= Exported electricity energy.

6. Interpretation of results

The environmental impacts of the cable under study, quantified from a life cycle perspective, are largely produced by its own upstream phase.

Such result depends primarily on the contribution of the manufacturing processes and procurement of raw materials in the supply chain. The production of such materials, mainly copper, generates relatively high environmental impacts throughout the overall life cycle of the cable.

The downstream phase, including distribution, installation, use and maintenance and end of life, contributes for around the 16% to the GWP-fossil indicator.

The core phase, on the other hand, contributes very little to environmental impacts because of the low use of energy carriers.

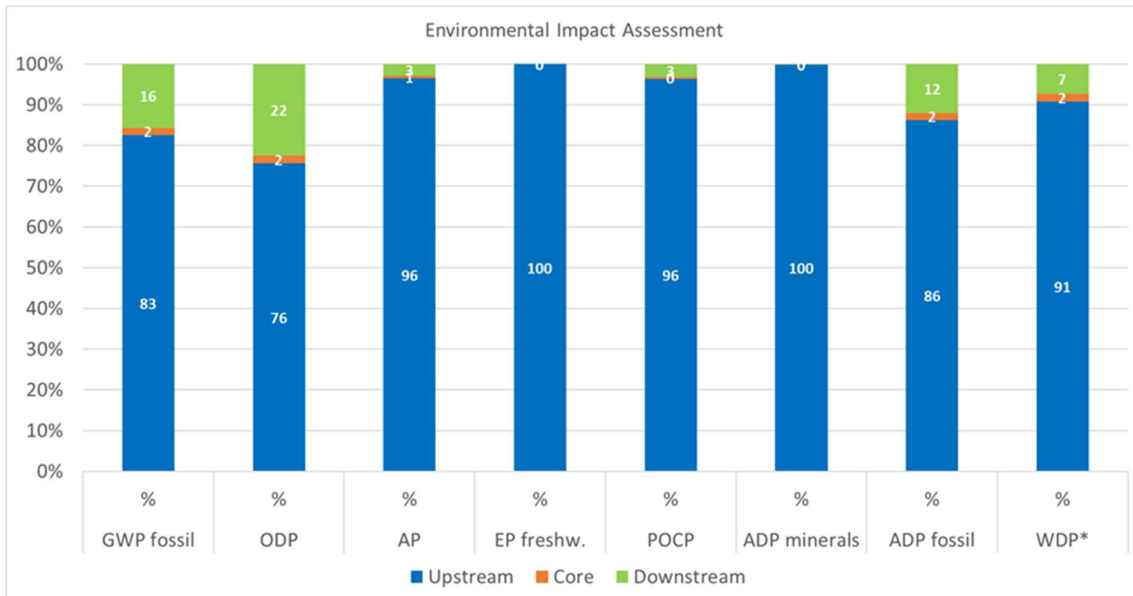


Figure 1. Environmental Impact Assessment of the cable MTX CU XLPE 600V ENEL – FRICUNI

* Percentage contribution, expressed in absolute value, with respect to the total indicator.

7. LCA calculations

Reference Service Life (RSL)

An average RSL of 40 years is used for the LCA calculations.

Exclusions from system boundaries

The construction, maintenance and decommissioning of infrastructures (buildings and machinery) as well as the occupation of industrial land were not considered in the LCA study.

Cut-off rules

All relevant input and output flows of matter and energy included within the system boundaries were considered.

In compliance with the PCR EPD Italy n.016 chapter 4.2.3.9, the following flows were excluded without any cut-off criteria:

- production, use and disposal of raw materials packaging
- external devices necessary for the installation of the cable itself
- material and energy flows related to dismantling phase, whenever it is reasonable to assume that dismantling is performed by adopting manual tools.

In compliance with the reference PCR, the materials that compose the product and whose mass does not exceed 2% of the total weight of the product itself can be excluded. However, in this study, no component of the cable was excluded from the analysis, therefore this cut-off threshold was not used.

In this study it was not necessary to adopt the cut-off criterion of EN 50693 reported in paragraph 4.2.3.3, which allows to exclude input and output flows that account for less than 5% of the total environmental impact of the studied life cycle.

Data sources

Primary and site-specific data from records and documentation provided by the Prysmian cable manufacturing plant in Poços de Caldas, Brasil were used for the foreground processes.

The primary data used include: cable composition (cable design documentation), transport distances for the supply of raw materials, type and amount of material and energy flows in the assembly phase, packaging materials of the finished product and distribution.

For the modeling of the background processes secondary data deriving from international databases (Ecoinvent 3.7.1) were used. Secondary data are related to the manufacture of cable components, the production of energy carriers used in the product system (electricity in the core and downstream modules), the transportation processes and the waste treatment processes.

Data quality

The data used in the study were subjected to evaluation in order to determine the overall level of data quality underlying the quantification of the environmental performances.

The quality assessment was conducted separately both for primary and secondary data by calculating a Data Quality Rating (DQR). For each primary and secondary data a quality level was assigned related to the following criteria:

- **Completeness:** all the main flows of matter and energy have been fully quantified and included in the study; the flows excluded from the analysis are identified in the Cut-off rules section.

- Time representativeness: the primary data used refer to the year 2021. The secondary data are taken from the Ecoinvent 3.7.1 environmental database released in 2020.
- Geographic representativeness: primary site-specific data were used for the cable assembly processes; for the secondary data, datasets were selected from databases consistent with the geography of the processes studied, whenever this was known.
- Technological representativeness: the primary data used represent the specific production technology of the product under study. For the secondary data taken from the database, reference was made to the most representative technology for the processes in question, where this is known.

The average data quality level is Good for primary data and Fair for secondary data.

Allocations

In the context of multifunctional processes allocation procedures were used in accordance with the provisions of EN 50693: 2019.

The main allocations made are:

- energy consumption in the cable assembly phase: the specific consumptions for the product under study were quantified by allocating the aggregate consumption of the plant according to the mass production share of the cable under study with respect to the total mass production of the plant.
- water consumption and waste production in the cable assembly phase: allocation of the total production of waste of the plant according to the mass production share of the cable under study with respect to the total mass production of the plant.

Life Cycle Impact Assessment

The methods used for calculating the potential environmental impact indicators are those defined by the standard EN 15804: 2019.

For the characterization factors, the European Commission JRC factors were applied, available at:

<https://eplca.jrc.ec.europa.eu/LCDN/developerEF.xhtml>

Software and Database

The software used for the LCA calculations is OpenLCA. The database used for process modeling is Ecoinvent 3.7.1.

Distribution scenario

The distribution of the cable from the Prysmian production plant to the destination / use site was modeled using a scenario built on the basis of specific and representative Prysmian projected data.

Within this scenario, a transport by road and average distance is considered, as stated below.

Product	Transportation mode	Distance	Unit
MTX CU XLPE 600V ENEL - FRICUNI	Transport by Truck, 16-32 tons, EURO 4	2.864,92	km

Use phase scenario

The use phase includes the environmental impacts associated to the electricity deriving from the cable during their operation.

The electricity losses are directly proportional to the square of the intensity of the transmitted current, expressed in Ampere (A), according to the following formula:

$$E_{\text{use}} (J) = R_{\text{linear}} * I^2 * RSL$$

where:

E_{use} is the dissipated energy

R_{linear} is the linear resistivity value of the cable, expressed in Ω / km

I^2 is the carried current value, expressed in A

RSL is the Reference Service Life (RSL) of the cable, expressed in seconds.

Since the actual intensity of the transmitted current is not known, a value of 1 A was used in the use phase modeling, as required by the EPDItaly PCR 016.

The parameters for the use-phase scenario are summarized as follows:

Parameter	Unit	Bare copper wire
Linear resistivity	Ω/km	0,502
Reference Service Life	years	40
Current value	A	1

For the modeling of power generation in the use phase, an average mix for Brasil market (BR-South-eastern grid) taken from Ecoinvent database has been used.

End of Life scenario

The End of life scenario is defined on the basis of the following assumptions:

- recovery of the dismissed cable (100% of recovered cable)
- dismissed cable transportation from the installation site to the waste treatment site: 300 km by truck
- pre-treatment of the cable through granulation
- material recovery for 60% of copper
- landfill for 40% of copper
- incineration of plastic fractions

8. Other environmental information

Prysmian Cabos e Sistemas do Brasil S.A. holds an Environmental Management System compliant and certified with respect to the international standard ISO 14001: 2015 (certificate no. EMS-8895/I issued by RINA).

9. References

1. EPDItaly - Program Regulation version 5.2
2. Product Category Rules (PCR) EPDItaly007 - CORE PCR EN 50693 BASE rev.2, 2020/10/21 - Electronic and electrical products and systems
3. Product Category Rules (PCR) EPDItaly016 - SUB PCR EN 50693 cables rev.2, 2020/09/25 - Electronic and electrical products and systems - Cable and wires
4. EN 50693:2019 - Product category rules for life cycle assessments of electronic and electrical products and system
5. EN 15804:2012+A2:2019 Sustainability of Construction Works
6. ISO 14020:2000 Environmental labels and declarations-General principles
7. ISO 14025:2010 Environmental labels and declarations-Type III Environmental Declarations-Principles and procedures
8. ISO 14040:2006/AMD 1:2020 Environmental management-Life Cycle Assessment-Principles and framework
9. ISO 14044:2006/AMD 2:2020 Environmental management-Life Cycle AssessmentRequirements and guidelines
10. Prysmian Group - Report LCA - ita - Cavi EPD7 - Brasile, v5, 25 May 2022