



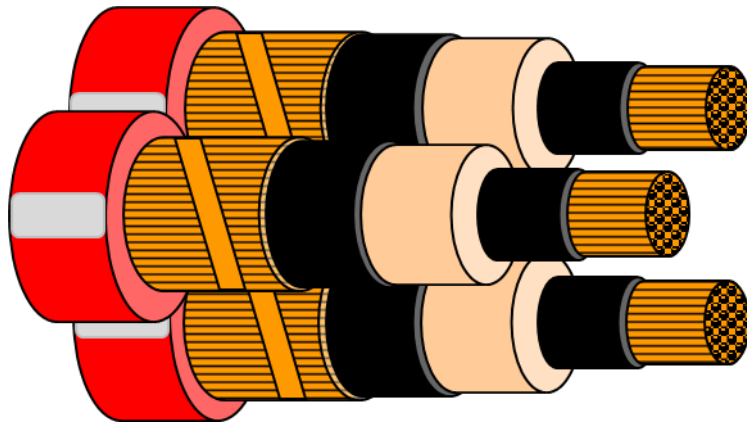
## ENVIRONMENTAL PRODUCT DECLARATION

**Product name:**

Medium voltage 12/20 kV underground cable:  
RG7H1EX 3x1x240 mm<sup>2</sup>

**Manufacturing site:**

Strada Statale Appia 7, km 191.350  
81052 Pignataro Maggiore (CE)



Compliant with ISO 14025 and EN 50693:2019

Program Operator	EPDIItaly
Publisher	EPDIItaly

Declaration Number	EPD_Prysmian Italy_9
Registration Number	EPDITALY0394

Issue Date	2023/01/17
Valid to	2024/07/17

# 1. General information

<b>Owner of the declaration</b>	Prysmian Cavi e Sistemi Italia srl Via Chiese 6, 20126, Milan, Italy
<b>Plants involved in the EPD</b>	Prysmian Cavi e Sistemi Italia srl Via Appia 7, 81052, Pignataro Maggiore (CE), Italy
<b>Product identification</b>	Medium voltage underground cable: 1) RG7H1EX 3x1x240
<b>Product description</b>	Cable with round copper conductors for the transport and distribution of medium voltage electrical energy in underground lines.
<b>Program Operator</b>	EPDITALY ( <a href="http://www.epditaly.it">www.epditaly.it</a> ) Via Gaetano De Castillia 10 - 20124 Milano, Italy
<b>Independent verification</b>	<p>This declaration has been developed in accordance with the EPDItaly Regulations; further information and the Regulations themselves are available on the website: <a href="http://www.epditaly.it">www.epditaly.it</a></p> <p>EN 50693 is the framework reference for PCRs.</p> <p>The PCR revision was carried out by ICMQ-<a href="mailto:info@epditaly.it">info@epditaly.it</a>. Independent verification of the declaration and data according to ISO 14025:2010.</p> <p>Internal <input type="checkbox"/> External <input checked="" type="checkbox"/></p> <p>Third party verification performed by: ICMQ S.p.A, Via Gaetano De Castillia, n°10 - 20124 Milano, Italy. Accredited by Accredia.</p>
<b>CPC-Based Code</b>	463 family “Insulated wire and cable; optical fibre cables” and sub-subsequent clusters
<b>Company contact</b>	Dott. Stefano Luciano Prysmian Group - Via Chiese 6 20126, Milano, Italy <a href="mailto:stefano.luciano@prysmiangroup.com">stefano.luciano@prysmiangroup.com</a>
<b>Technical support</b>	Deloitte & Touche SpA Via Tortona 25 - 20144, Milano, Italy
<b>Comparability</b>	Environmental statements published within the same product category, but from different programs, may not be comparable.
<b>Responsibility</b>	Prysmian Group releases EPDItaly from any non-compliance with environmental legislation self-declared by the manufacturer. The holder of the declaration will be responsible for the information and supporting evidence; EPDItaly declines all responsibility for the manufacturer's information, data and results of the evaluation of the life cycle of the product.

---

**Reference documents**

This declaration has been developed following the EPDItaly Programme Regulations, available on the website: [www.epditaly.it](http://www.epditaly.it).

---

**Product Category Rules (PCR)**

EPDItaly007 - CORE PCR EN 50693\_BASE\_rev.2, 2020/10/21  
EPDItaly016 - SUB PCR EN 50693\_cables\_rev.2, 2020/09/25  
EN 50693:2019

## 2. Company profile

Prysmian Group is world leader in the power and telecom cable systems industry.

With almost 140 years of experience, the Group offers the widest range of products, services, technologies and know-how for every type of industry, thanks to a widespread commercial presence, R&D centers in Europe, the United States, South America and China and over 500 R&D qualified professionals. The Group is organized into the following operating segments:

**Oil & Gas:** offers innovative solutions for complex instrumentation and control systems and integrated energy to connect the entire oil and gas distribution chain. State-of-the-art manufacturing facilities and test labs provide a wide range of SURF (Subsea Umbilical, Riser and Flowline) cables and products, from steel or thermoplastic umbilical cables, to flexible tubing and downhole technology for business mining offshore;

**Telecom:** the Prysmian Group, by offering an essential contribution to the world's leading companies in the telecommunications sector, has become one of the world's largest producers of cables and accessories for voice, video and data transmission thanks to a complete range of optical fibers, optical and copper cables and connectivity systems. FlexTube® with the highest density of optical fibers, installed in 2017 in Hong Kong to increase the quality of optical fibers and innovation applied to cables allow the Group to face the most difficult and ambitious broadband connection challenges;

**Energy Projects:** the Prysmian Group designs, manufactures and installs high and very high voltage cables and systems for the transmission of underground and submarine energy directly from power plants to primary distribution networks. The technologies of the Group for this business include cables for the operation of wind turbines, cables for connection between the various turbines and for connection to the mainland;

**Energy Products:** in the field of energy transmission and distribution, the Group produces both medium voltage cables and systems for connecting industrial and residential structures to primary distribution networks, and low voltage ones for energy distribution and wiring of buildings. Prysmian solutions were created to support utilities and network managers, industrial companies, installers and wholesalers in the electricity sector.

The Group is also active in the design, production, supply and installation of cables for the most varied applications. In transport, the Prysmian Group has also achieved exceptional milestones, carrying out the wiring of some of the largest passenger aircraft and ships in the world, such as the Airbus 380 or Royal Caribbean's GENESIS fleet, of the fastest trains and the most innovative, like the one inaugurated in Shanghai. Three million passengers on the London Underground travel every day through 400 km of cable tunnels thanks to Prysmian and Draka Fire Resistant cables.

## Innovative cable technology

With a view to facilitating the development of ever more efficient, sustainable and integrated grids, Prysmian Group strives constantly to improve the performance of its terrestrial and submarine cables.

Cables are an essential component of the energy transition, representing the backbone of power grids and facilitating the distribution and transportation of energy between various areas marked by different consumption patterns.

Cables are the backbone of power grids, without which it would not be possible to transmit and transport energy from one country to another.

Cables make the entire power grid more efficient, facilitating the exchange of energy between different countries/consumption areas with different consumption patterns. Accordingly, they enable consumers to obtain access to cheaper and cleaner energy.

Submarine cables transmit clean and sustainable energy from offshore wind farms to the mainland, where the primary distribution network is located.

Terrestrial cables ensure greater integration between the various power grids, balancing demand and supply and transmitting electricity from the areas in which it is generated (the landfall of submarine cables) to the places where it is consumed.

## Production plant

Prysmian Group comprises 104 production plants in more than 50 countries worldwide. The manufacturing site of the product subject to the present EPD is the plant located in Pignataro Maggiore (CE), Italy:

- Prysmian Group - Via Appia 7, 81052, Pignataro Maggiore (CE), Italy

The Pignataro Maggiore (CE) factory has a total annual (2021) production capacity of 24321 tons of energy cables: from the low voltage public distribution network, electrical applications, industry, public or private constructions to medium-voltage cables for the distribution lines or special applications.



## Company contact

For more information on Prysmian's activities or in relation to this environmental product declaration, you can contact:

Dott. Stefano Luciano  
Prysmian Group - Via Chiese 6,  
20126, Milano, Italy  
[stefano.luciano@prysmiangroup.com](mailto:stefano.luciano@prysmiangroup.com)

Alternatively, you can visit the website: [www.prysmiangroup.com/en/sustainability](http://www.prysmiangroup.com/en/sustainability)

## 3. Scope and type of the EPD

### Functional unit

The functional unit of the LCA product system is:

To transmit electricity with current of 1A by means of the RG7H1EX 3x1x240 cable, over a distance of 1 km for 40 years and a 100% use rate.

### System boundaries

This EPD considers the entire life cycle of the cable manufactured by Prysmian. The EPD type is therefore “from cradle to grave” type. In accordance with the EPD Regulations, specifically PCR 007 (Electronic and electrical products and systems) and sub-PCR 016 (Cables and wires), the system boundaries are set with reference to the following three modules:

1. **Upstream module** which includes all the relevant supply chain processes.
2. **Core module** which includes all the relevant processes related to the assembly of the cable and the production of its packaging
3. **Downstream module** which includes all the relevant processes that take place after the assembly stage:
  - product transportation/distribution;
  - product installation;
  - product use & maintenance;
  - product end-of-life.

The system boundaries of the product covered by this EPD, together with the main processes that characterize the phases of the life cycle studied, are represented in figure 1. The system boundaries are described also taking into account the stages proposed by EN 50693.

### Type of EPD

Product EPD; this declaration relates to a specific product by a specific manufacturer.

### Geographical scope

Manufacturing: Italy

Product distribution: Europe

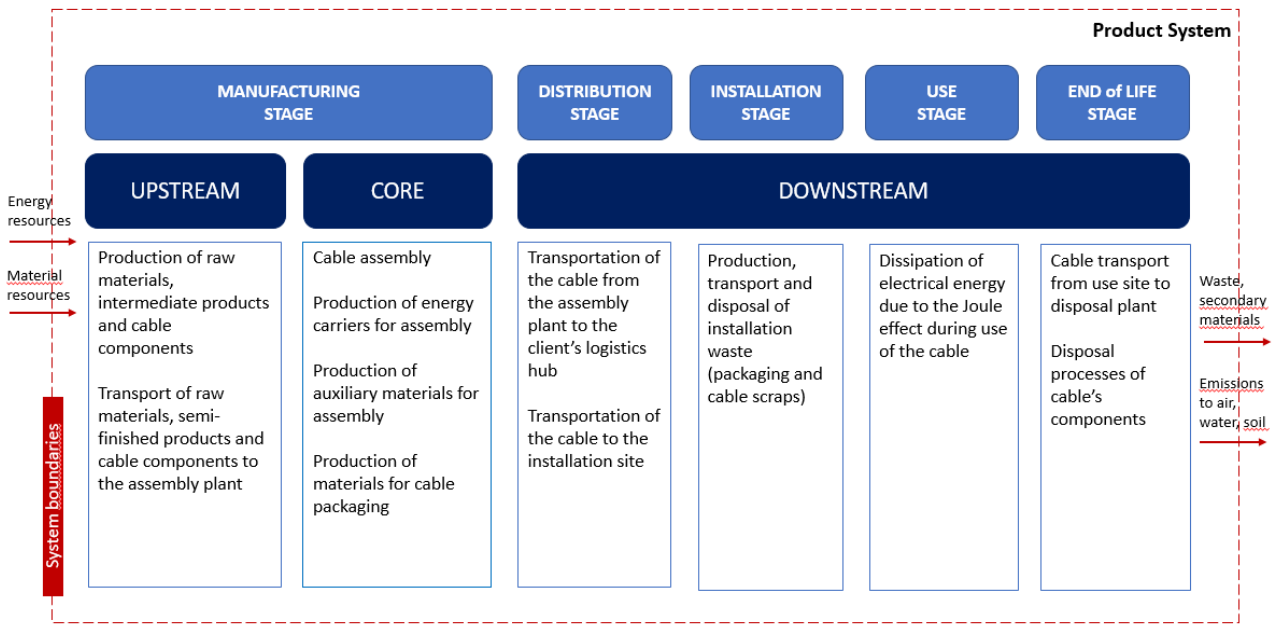


Figure 1. System boundaries



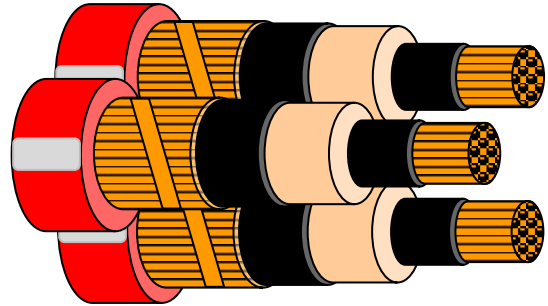
## 4. Product description

### Product identification

Copper medium voltage underground cable:

- RG7H1EX 3x1x240

Cable with copper conductors for medium voltage transport and distribution of electrical energy in dry, humid or moist outdoor application, direct buried or in underground pipes or in wind applications.



The cable can handle medium mechanical stresses due to their copper tape screen. They are designed to replace heavy and rigid cables armored with metal in places where protection against damage is needed.

### Function and application

The function of the product is to transport medium voltage electricity; the cable is installed underground. Main applications: industrial installations, sustainable energy & installations, power distribution.

### Standards and certification

RG7H1EX 3x1x240
GSCC023 (Amendment)
EN 13501-6
EN 60754-2

### Electrical and Thermal parameters

	RG7H1EX 3x1x240
Nominal voltage U <sub>0</sub> [V]	12.000
Nominal voltage U [V]	20.000
Test voltage [kV]	42
Rated voltage U <sub>0</sub> /U (U <sub>m</sub> )	12/20 (24)
Max conductor temperature (°C)	105
Max conductor temperature at short circuit (°C)	250
Laying temperature (min) (°C)	-5
Laying temperature (max) (°C)	50

## Chemical properties

	<b>RG7H1EX 3x1x240</b>
<b>CPR reaction to fire</b>	Eca
<b>Halogen free</b>	Yes
<b>UV resistant</b>	Yes
<b>Silicon free</b>	Yes
<b>Lead free</b>	Yes

## Cable properties

	<b>RG7H1EX 3x1x240</b>
<b>Nominal thickness insulation [mm]</b>	5,5
<b>Nominal diameter over insulation [mm]</b>	30,3
<b>Nominal outer diameter [mm]</b>	83,9
<b>Cable Weight [kg/km]</b>	9430
<b>Bending radius during laying (min) [mm]</b>	820
<b>Conductor resistance at 20° C [Ohm/km]</b>	0,0754
<b>Short circuit conductor current (1 s) [kA]</b>	32,7
<b>Short circuit screen current (1 s) [kA]</b>	2.4

## Content declaration

<b>Material</b>	<b>RG7H1EX 3x1x240</b>	
	<b>kg / 1 km of cable</b>	<b>% / 1 km of cable</b>
Conductor, Wire screen, Counter helix	6.783,89	72,0%
Inner and Outer Semiconductor	367,83	3,9%
Insulation	1475,47	15,6%
Water blocking	72,88	0,8%
Sheath	728,31	7,7%
<b>Total</b>	<b>9.428,38</b>	<b>100,0%</b>

The cable under study does not contain dangerous substances of a high degree of concern (Substances of Very High Concern-SVHC) contemplated in the ECHA Candidate List (<https://echa.europa.eu/it/candidate-list-table>).

The packaging of the cable in the functional unit consists of wooden reel.

The database used is considered representative on the basis of the representativity analysis performed against the data of a reference product of the EPD Owner.

## 5. Environmental performances

The environmental performance of the medium voltage underground cable:

- RG7H1EX 3x1x240

is shown for 1 km of cable for each module (upstream, core, downstream) and for each stage (Manufacturing, Distribution, Installation, Use and End-of-life) of the life cycle.

The declared environmental indicators include:

- core environmental impacts
- resource use
- waste production
- output flows.

The environmental impact indicators are quantified using the characterisation factors and impact assessment methods specified in EN 15804:2012+A2:2019.

## RG7H1EX 3x1x240

**Core Environmental Impact Indicators** - 1 km of cable RG7H1EX 3x1x240 electricity transmission of 1A of carried current for 40 years

RG7H1EX 3x1x240					
Indicator	Unit	UPSTREAM	CORE	DOWNSTREAM	TOTAL
<b>GWP-total</b>	kg CO <sub>2</sub> eq	5,88E+04	4,55E+04	1,36E+04	1,18E+05
<b>GWP-fossil</b>	kg CO <sub>2</sub> eq	5,93E+04	3,21E+04	1,09E+04	1,02E+05
<b>GWP-biogen.</b>	kg CO <sub>2</sub> eq	-6,04E+02	1,34E+04	2,69E+03	1,55E+04
<b>GWP-luluc</b>	kg CO <sub>2</sub> eq	8,12E+01	2,92E+01	1,63E+00	1,12E+02
<b>ODP</b>	kg CFC11eq	4,85E-03	3,11E-03	5,25E-04	8,48E-03
<b>AP</b>	mol H+ eq	1,41E+03	5,40E+01	1,60E+01	1,48E+03
<b>EP-freshw.</b>	kg Peq	4,51E+01	8,00E-01	5,32E-02	4,60E+01
<b>POCP</b>	kgNMVOCeq	1,04E+03	4,24E+01	1,71E+01	1,10E+03
<b>ADP-min.&amp;met.</b>	kg Sb eq	2,10E+01	8,38E-02	1,40E-02	2,11E+01
<b>ADPfossil</b>	MJ	8,29E+05	1,63E+05	3,94E+04	1,03E+06
<b>WDP</b>	m <sup>3</sup> depriv.	2,86E+04	1,87E+04	2,15E+02	4,76E+04

RG7H1EX 3x1x240							
Indicator	Unit	Manufacturing stage	Distribution stage	Installation stage	Use Stage	End-of-life stage	TOTAL
<b>GWP-total</b>	kg CO <sub>2</sub> eq	1,04E+05	1,23E+03	1,22E+03	3,82E+01	1,11E+04	1,18E+05
<b>GWP-fossil</b>	kg CO <sub>2</sub> eq	9,14E+04	1,23E+03	5,55E+02	3,50E+01	9,12E+03	1,02E+05
<b>GWP-biogen.</b>	kg CO <sub>2</sub> eq	1,28E+04	1,11E+00	6,61E+02	3,24E+00	2,02E+03	1,55E+04
<b>GWP-luluc</b>	kg CO <sub>2</sub> eq	1,10E+02	4,84E-01	4,12E-02	3,52E-03	1,10E+00	1,12E+02
<b>ODP</b>	kg CFC11eq	7,95E-03	2,85E-04	4,89E-05	5,05E-06	1,86E-04	8,48E-03
<b>AP</b>	mol H+ eq	1,47E+03	5,00E+00	2,37E+00	1,48E-01	8,50E+00	1,48E+03
<b>EP-freshw.</b>	kg Peq	4,59E+01	8,64E-03	2,44E-03	7,13E-04	4,14E-02	4,60E+01
<b>POCP</b>	kgNMVOCeq	1,09E+03	5,04E+00	3,16E+00	7,60E-02	8,84E+00	1,10E+03
<b>ADP-min.&amp;met.</b>	kg Sb eq	2,11E+01	4,28E-03	2,73E-04	2,53E-05	9,44E-03	2,11E+01
<b>ADPfossil</b>	MJ	9,92E+05	1,86E+04	3,22E+03	4,66E+02	1,71E+04	1,03E+06
<b>WDP</b>	m <sup>3</sup> depriv.	4,74E+04	5,58E+01	6,41E+00	2,46E+01	1,28E+02	4,76E+04

**GWP-total** = Global Warming Potential; **GWP-fossil** = Global Warming Potential - fossil; **GWP-biogenic** = Global Warming Potential - biogenic; **GWP-luluc** = Global Warming Potential - land use and land use change; **ODP** = Depletion potential of the stratospheric ozone layer; **AP** = Acidification potential, Accumulated Exceedance; **EP-freshwater** = Eutrophication potential, fraction of nutrients reaching freshwater end compartment; **POCP** = Formation potential of tropospheric ozone; **ADP-minerals&metals** = Abiotic depletion potential for non-fossil resources; **ADP-fossil** = Abiotic depletion for fossil resources potential; **WDP** = Water deprivation potential, deprivation weighted water consumption

## Resource use indicators - 1 km of cable RG7H1EX 3x1x240 electricity transmission of 1A of carried current for 40 years

RG7H1EX 3x1x240					
Indicator	Unit	UPSTREAM	CORE	DOWNSTREAM	TOTAL
PENRE	MJ, NCV	5,98E+05	1,28E+05	3,51E+04	7,61E+05
PERE	MJ, NCV	2,42E+05	9,57E+04	1,43E+03	3,39E+05
PENRM	MJ, NCV	8,32E+04	0,00E+00	0,00E+00	8,32E+04
PERM	MJ, NCV	0,00E+00	1,79E+04	0,00E+00	1,79E+04
PENRT	MJ, NCV	6,81E+05	1,28E+05	3,51E+04	8,44E+05
PERT	MJ, NCV	2,42E+05	1,14E+05	1,43E+03	3,57E+05
FW	m <sup>3</sup>	7,65E+02	4,58E+02	9,90E+00	1,23E+03
MS	kg	0,00E+00	0,00E+00	0,00E+00	0,00E+00
RSF	MJ	0,00E+00	0,00E+00	0,00E+00	0,00E+00
NRSF	MJ	0,00E+00	0,00E+00	0,00E+00	0,00E+00

RG7H1EX 3x1x240							
Indicator	Unit	Manufacturing stage	Distribution stage	Installation stage	Use Stage	End-of-life stage	TOTAL
PENRE	MJ, NCV	7,26E+05	1,78E+04	3,04E+03	3,58E+02	1,39E+04	7,61E+05
PERE	MJ, NCV	3,38E+05	2,63E+02	4,18E+01	1,17E+02	1,01E+03	3,39E+05
PENRM	MJ, NCV	8,32E+04	0,00E+00	0,00E+00	0,00E+00	0,00E+00	8,32E+04
PERM	MJ, NCV	1,79E+04	0,00E+00	0,00E+00	0,00E+00	0,00E+00	1,79E+04
PENRT	MJ, NCV	8,09E+05	1,78E+04	3,04E+03	3,58E+02	1,39E+04	8,44E+05
PERT	MJ, NCV	3,56E+05	2,63E+02	4,18E+01	1,17E+02	1,01E+03	3,57E+05
FW	m <sup>3</sup>	1,22E+03	2,08E+00	3,60E-01	5,60E-01	6,91E+00	1,23E+03
MS	kg	0,00E+00	0,00E+00	0,00E+00	0,00E+00	0,00E+00	0,00E+00
RSF	MJ	0,00E+00	0,00E+00	0,00E+00	0,00E+00	0,00E+00	0,00E+00
NRSF	MJ	0,00E+00	0,00E+00	0,00E+00	0,00E+00	0,00E+00	0,00E+00

**PENRE** = Use of non-renewable primary energy excluding non-renewable primary energy resources used as raw materials; **PERE** = Use of renewable primary energy excluding renewable primary energy resources used as raw materials; **PENRM** = Use of non-renewable primary energy resources used as raw materials; **PERM** = Use of renewable primary energy resources used as raw materials; **PENRT** = Total use of non-renewable primary energy resources; **PERT** = Total use of renewable primary energy resources; **FW** = Use of net fresh water; **MS** = Use of secondary material; **RSF** = Use of renewable secondary fuels; **NRSF** = Use of non-renewable secondary fuels;

**Waste production indicators** - 1 km of cable RG7H1EX 3x1x240 electricity transmission of 1A of carried current for 40 years

RG7H1EX 3x1x240					
Indicator	Unit	UPSTREAM	CORE	DOWNSTREAM	TOTAL
HWD	kg	0,00E+00	9,72E+01	0,00E+00	9,72E+01
NHWD	Kg	0,00E+00	1,24E+02	2,44E+03	2,56E+03
RWD	kg	0,00E+00	0,00E+00	0,00E+00	0,00E+00

RG7H1EX 3x1x240							
Indicator	Unit	Manufacturing stage	Distribution stage	Installation stage	Use Stage	End-of-life stage	TOTAL
HWD	kg	9,72E+01	0,00E+00	0,00E+00	0,00E+00	0,00E+00	9,72E+01
NHWD	Kg	1,24E+02	0,00E+00	1,87E+02	0,00E+00	2,25E+03	2,56E+03
RWD	kg	0,00E+00	0,00E+00	0,00E+00	0,00E+00	0,00E+00	0,00E+00

HWD = Hazardous waste disposed; NHWD = Non-hazardous waste disposed; RWD = Radioactive waste disposed

**Output flows indicators** - 1 km of cable RG7H1EX 3x1x240 electricity transmission of 1A of carried current for 40 years

RG7H1EX 3x1x240					
Indicator	Unit	UPSTREAM	CORE	DOWNSTREAM	TOTAL
MER	kg	0,00E+00	3,22E-01	2,73E+03	2,73E+03
MFR	kg	0,00E+00	9,90E+02	4,75E+03	5,74E+03
CRU	kg	0,00E+00	0,00E+00	0,00E+00	0,00E+00
ETE	MJ, NCV	0,00E+00	0,00E+00	0,00E+00	0,00E+00
EEE	MJ, NCV	0,00E+00	0,00E+00	0,00E+00	0,00E+00

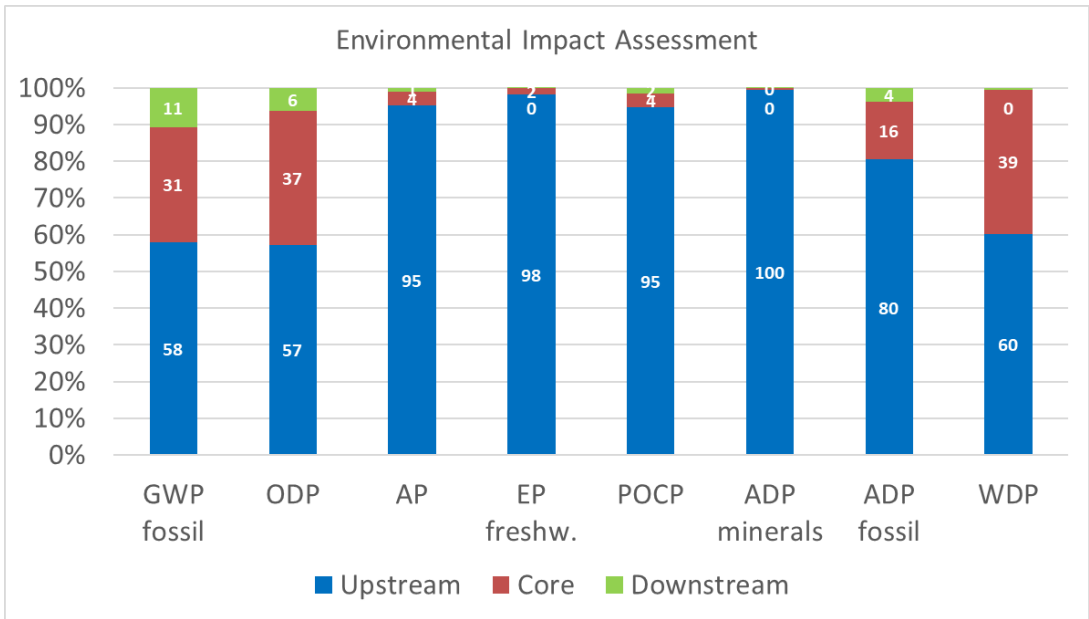
RG7H1EX 3x1x240							
Indicator	Unit	Manufacturing stage	Distribution stage	Installation stage	Use Stage	End-of-life stage	TOTAL
MER	kg	3,22E-01	0,00E+00	1,05E+02	0,00E+00	2,63E+03	2,73E+03
MFR	kg	9,90E+02	0,00E+00	0,00E+00	0,00E+00	4,75E+03	5,74E+03
CRU	kg	0,00E+00	0,00E+00	0,00E+00	0,00E+00	0,00E+00	0,00E+00
ETE	MJ, NCV	0,00E+00	0,00E+00	0,00E+00	0,00E+00	0,00E+00	0,00E+00
EEE	MJ, NCV	0,00E+00	0,00E+00	0,00E+00	0,00E+00	0,00E+00	0,00E+00

MER = Materials for energy recovery; MFR = Materials for recycling; CRU = Components for reuse; ETE= Exported thermal energy; EEE= Exported electricity energy;

## 6. Interpretation of results

The environmental impacts of the cable, quantified from a life cycle perspective, are largely produced by their upstream phase.

This result is motivated by the relevance of the raw material production phase and its procurement in the entire cable life cycle.



**Figure 2.** Environmental Impact Assessment of the RG7H1EX 3x1x240 cable

The Core phase contributes to environmental impacts with a value of 31% for GWP-fossil. The Downstream phase that includes distribution, installation, use and maintenance phase, and end of life contributes the least to environmental impacts, as evidenced by the GWP-fossil contribution result that stands at about 11%.

## 7. LCA calculations

### Reference Service Life (RSL)

An average RSL of 40 years is used for the LCA calculations.

### Exclusions from system boundaries

The construction, maintenance and decommissioning of infrastructures (buildings and machinery) as well as the occupation of industrial land were not considered in the LCA study.

### Cut-off rules

All relevant input and output flows of matter and energy included within the system boundaries were considered.

In compliance with the cut-off criteria established by the applicable PCR, the following flows were excluded:

- production, use and disposal of raw materials packaging
- raw materials for which specific data are not available and whose total mass does not exceed 2% of the total mass of the finished product
- auxiliary materials used in the installation process
- auxiliary materials used in the disinstallation process
- external devices necessary for the installation of the cable itself

### Data sources

Primary and site-specific data from records and documentation provided by the Prysmian cable manufacturing plant in Pignataro Maggiore, Italy were used for the foreground processes.

The primary data used include: cable composition (cable design documentation), type and amount of material and energy flows in the assembly phase, packaging materials of the finished product.

For the modeling of the background processes secondary data deriving from international databases (Ecoinvent 3.8) were used. Secondary data are related to the manufacture of cable components, the production of energy carriers used in the product system (electricity in the core and downstream modules), the transportation processes and the waste treatment processes.

### Data quality

**Completeness:** all the main flows of matter and energy have been fully quantified and included in the study; the flows excluded from the analysis are identified in the Cut-off rules section.

**Time representativeness:** the primary data used refer to year 2022. The secondary data are taken from the ecoinvent 3.8 environmental database released in 2021.

**Geographic representativeness:** primary site-specific data were used for the cable assembly processes; for the secondary data, datasets were selected from databases consistent with the geography of the processes studied, whenever this was known.

**Technological representativeness:** the primary data used represent the specific production technology of the product under study. For the secondary data taken from the database, reference was made to the most representative technology for the processes in question, where this is known.

### Allocations

In the context of multifunctional processes allocation procedures were used in accordance with the provisions of EN 50693: 2019.



The main allocations made are:

- energy consumption in the cable assembly phase: the specific consumptions for the product under study were quantified by allocating the aggregate consumption of the plant according to the production share of the cable under study with respect to the total mass production of the plant during the three months of production.
- water consumption and waste production in the cable assembly phase: allocation of the total production of plant waste according to the mass production share of the cable under study with respect to the total mass production of the plant during the three months of production.

## Software and Database

The software used for the LCA calculations is SimaPro. The database used for process modeling is ecoinvent 3.8

## Use phase scenario

The use phase includes the environmental impacts associated to the electricity deriving from the cable during its operation.

The electricity losses are directly proportional to the square of the intensity of the transmitted current, expressed in Ampere (A), according to the following formula:

$$E_{\text{use}} \text{ (J)} = R_{\text{linear}} * I^2 * \text{RSL}$$

where:

$E_{\text{use}}$  is the dissipated energy

$R_{\text{linear}}$  is the linear resistivity value of the cable, expressed in  $\Omega / \text{km}$

$I^2$  is the carried current value, expressed in A

RSL is the Reference Service Life (RSL) of the cable, expressed in seconds.

Since the actual intensity of the transmitted current is not known, a value of 1 A was used in the use phase modeling, as required by the EPDItaly PCR 016.

The parameters for the use-phase scenario are summarized as follows:

Parameter	Unit	RG7H1EX 3x1x240
Linear resistivity	$\Omega/\text{km}$	0,0754
Reference Service Life	years	40
Current value	A	1

For the modeling of power generation in the use phase, an average mix for Italian market, taken from ecoinvent database, has been used.

## End of Life scenario

The End of life scenario is defined on the basis of the following assumptions:

- recovery of the dismissed cable from underground (100% of recovered cable)
- dismissed cable transportation from the installation site to the waste treatment site: 300 km by truck
- pre-treatment of the cable through granulation
- material recovery for 70% of copper
- landfill for 30% of copper
- incineration of 80% plastic and rubber fractions
- recycling of 20% plastic fractions

## 8. References

1. EPDIItaly - Program Regulation version 5.2
2. Product Category Rules (PCR) EPDIItaly007 - CORE PCR EN 50693 BASE rev.2 del 2020/10/21- Electronic and electrical products and systems
3. Product Category Rules (PCR) EPDIItaly016 - SUB PCR EN 50693 cables rev.2, 2020/09/25 - Electronic and electrical products and systems - Cable and wires
4. Istruzione operativa – IO – EPD – 01, 20/07/2022.
5. EN 50693:2019 - Product category rules for life cycle assessments of electronic and electrical products and system
6. EN 15804:2012+A2:2019 Sustainability of Construction Works
7. ISO 14020:2000 Environmental labels and declarations-General principles
8. ISO 14025:2010 Environmental labels and declarations-Type III Environmental Declarations-Principles and procedures
9. ISO 14040:2006/AMD 1:2020 Environmental management-Life Cycle Assessment-Principles and framework
10. ISO 14044:2006/AMD 2:2020 Environmental management-Life Cycle AssessmentRequirements and guidelines
11. Prysmian\_ReportLCA\_RG7H1EX.docx - rev 1. del 2023/01
12. Prysmian\_Elaborazione dati\_LCA\_2022\_Cavo P17\_RG7H1EX.xlsx