



## ENVIRONMENTAL PRODUCT DECLARATION

**Product name:**

Aerial low voltage cable  
ARE4E4X 3x70+54,6N 0,6 - 1 kV

**Manufacturing site:**

Morelena, Av. Marquês de Pombal  
36-38, 2715-055 Pêro Pinheiro,  
Portugal



In accordance with ISO 14025 and EN 50693:2019

|                  |           |
|------------------|-----------|
| Program Operator | EPDIItaly |
| Publisher        | EPDIItaly |

|                     |                         |
|---------------------|-------------------------|
| Declaration Number  | EPD_Prysmian_Portugal_1 |
| Registration Number | EPDITALY0317            |

|            |            |
|------------|------------|
| Issue Date | 2022/05/13 |
| Valid to   | 2027/05/12 |

# 1. General information

|                                     |  |
|-------------------------------------|--|
| <b>Owner of the declaration</b>     | Prysmian Cavi e Sistemi Italia Srl<br>Via Chiese 6, 20126, Milan, Italy  |
| <b>Plant involved in the EPD</b>    | General Cable CelCat Energia & Telecomunicações S.A.<br>Morelena, Av. Marquês de Pombal 36-38, 2715-055 Pêro Pinheiro, Portugal  |
| <b>Product identification</b>       | Aerial low voltage cable:<br>ARE4E4X 3x70+54,6N 0,6 - 1 kV   |
| <b>Product description</b>          | Cable with round aluminium conductors low voltage for the transport and distribution of electrical energy in aerial outdoor lines.   |
| <b>Program Operator</b>             | EPDITALY ( <a href="http://www.epditaly.it">www.epditaly.it</a> )<br>Via Gaetano De Castillia 10 - 20124 Milano, Italy   |
| <b>Independent verification</b>     | This declaration has been developed in accordance with the EPDItaly Regulations; further information and the Regulations themselves are available on the website: <a href="http://www.epditaly.it">www.epditaly.it</a><br>EN 50693 is the framework reference for PCRs.<br>Independent verification of the declaration and data according to ISO 14025:2010.<br><br>Internal <input type="checkbox"/> External <input checked="" type="checkbox"/> |
| <b>Third Party Verification</b>     | Third party verification performed by: SGS Italia S.p.A. Via Caldera, 21, Milano, Lombardia, 20153. Accredited by Accredia (numero accreditamento : 006H)  |
| <b>CPC-Based Code</b>               | 463 family “Insulated wire and cable; optical fibre cables” and sub-subsequent clusters  |
| <b>Company contact</b>              | Dott. Stefano Luciano<br>Prysmian Group - Via Chiese 6<br>20126, Milano, Italy<br><a href="mailto:stefano.luciano@prysmiangroup.com">stefano.luciano@prysmiangroup.com</a>   |
| <b>Technical support</b>            | Deloitte & Touche SpA<br>Via Tortona 25 - 20144, Milano, Italy   |
| <b>Comparability</b>                | Environmental statements published within the same product category, but from different programs, may not be comparable.   |
| <b>Reference documents</b>          | This declaration has been developed following the EPDItaly Programme Regulations, available on the website: <a href="http://www.epditaly.it">www.epditaly.it</a> .   |
| <b>Product Category Rules (PCR)</b> | EPDItaly007 - CORE PCR EN 50693_BASE_rev.2, issue date: 20-01-2020; revision date: 21-10-2020<br>EPDItaly016 - SUB PCR EN 50693_cables_rev.2, 2020/09/25<br>EN 50693:2019  |

## 2. Company profile

Prysmian Group is world leader in the power and telecom cable systems industry.

With almost 140 years of experience, the Group offers the widest range of products, services, technologies and know-how for every type of industry, thanks to a widespread commercial presence, R&D centers in Europe, the United States, South America and China and over 500 R&D qualified professionals. The Group is organized into the following operating segments:

**Oil & Gas:** offers innovative solutions for complex instrumentation and control systems and integrated energy to connect the entire oil and gas distribution chain. State-of-the-art manufacturing facilities and test labs provide a wide range of SURF (Subsea Umbilical, Riser and Flowline) cables and products, from steel or thermoplastic umbilical cables, to flexible tubing and downhole technology for business mining offshore;

**Telecom:** the Prysmian Group, by offering an essential contribution to the world's leading companies in the telecommunications sector, has become one of the world's largest producers of cables and accessories for voice, video and data transmission thanks to a complete range of optical fibers, optical and copper cables and connectivity systems. FlexTube® with the highest density of optical fibers, installed in 2017 in Hong Kong to increase the quality of optical fibers and innovation applied to cables allow the Group to face the most difficult and ambitious broadband connection challenges;

**Energy Projects:** the Prysmian Group designs, manufactures and installs high and very high voltage cables and systems for the transmission of underground and submarine energy directly from power plants to primary distribution networks. The technologies of the Group for this business include cables for the operation of wind turbines, cables for connection between the various turbines and for connection to the mainland;

**Energy Products:** in the field of energy transmission and distribution, the Group produces both medium voltage cables and systems for connecting industrial and residential structures to primary distribution networks, and low voltage ones for energy distribution and wiring of buildings. Prysmian solutions were created to support utilities and network managers, industrial companies, installers and wholesalers in the electricity sector.

The Group is also active in the design, production, supply and installation of cables for the most varied applications. In transport, the Prysmian Group has also achieved exceptional milestones, carrying out the wiring of some of the largest passenger aircraft and ships in the world, such as the Airbus 380 or Royal Caribbean's GENESIS fleet, of the fastest trains and the most innovative, like the one inaugurated in Shanghai. Three million passengers on the London Underground travel every day through 400 km of cable tunnels thanks to Prysmian and Draka Fire Resistant cables.

## Innovative cable technology

With a view to facilitating the development of ever more efficient, sustainable and integrated grids, Prysmian Group strives constantly to improve the performance of its terrestrial and submarine cables.

Cables are an essential component of the energy transition, representing the backbone of power grids and facilitating the distribution and transportation of energy between various areas marked by different consumption patterns.

Cables are the backbone of power grids, without which it would not be possible to transmit and transport energy from one country to another.

Cables make the entire power grid more efficient, facilitating the exchange of energy between different countries/consumption areas with different consumption patterns. Accordingly, they enable consumers to obtain access to cheaper and cleaner energy.

Submarine cables transmit clean and sustainable energy from offshore wind farms to the mainland, where the primary distribution network is located.

Terrestrial cables ensure greater integration between the various power grids, balancing demand and supply and transmitting electricity from the areas in which it is generated (the landfall of submarine cables) to the places where it is consumed.

## Production plant

Prysmian Group comprises 104 production plants in more than 50 countries worldwide. The manufacturing site of the product subject to the present EPD is the plant located in Morelena, Portugal:

- Prysmian Group - Morelena, Av. Marquês de Pombal 36-38, 2715-055 Pêro Pinheiro, Portugal

The Morelena factory has a total annual production capacity of 13825 tons of energy cables: from the low voltage public distribution network, electrical applications, industry, public or private constructions to medium-voltage cables for the distribution lines or special applications.



## Company contact

For more information on Prysmian's activities or in relation to this environmental product declaration, you can contact:

Dott. Stefano Luciano  
Prysmian Group - Via Chiese 6,  
20126, Milano, Italy  
[stefano.luciano@prysmiangroup.com](mailto:stefano.luciano@prysmiangroup.com)

Alternatively, you can visit the website: [www.prysmiangroup.com/en/sustainability](http://www.prysmiangroup.com/en/sustainability)

## 3. Scope and type of the EPD

### Functional unit

The functional unit of the LCA product system is the transmission of electricity with current of 1A by means of the ARE4E4X 3x70+54,6N cable, over a distance of 1 km for 40 years and a 100% use rate.

The associated reference flow is 908,3 kg of cable.

### System boundaries

This EPD considers the entire life cycle of the cable manufactured by Prysmian. The EPD type is therefore “from cradle to grave” type. In accordance with the EPD Regulations, specifically PCR 007 (Electronic and electrical products and systems) and sub-PCR 016 (Cables and wires), the system boundaries are set with reference to the following three modules:

1. **Upstream module** which includes all the relevant supply chain processes.
2. **Core module** which includes all the relevant processes related to the assembly of the cable and the production of its packaging
3. **Downstream module** which includes all the relevant processes that take place after the assembly stage:
  - product transportation/distribution;
  - product installation;
  - product use & maintenance;
  - product end-of-life.

The system boundaries of the product covered by this EPD, together with the main processes that characterize the phases of the life cycle studied, are represented in figure 1. The system boundaries are described also taking into account the stages proposed by EN 50693.

### Type of EPD

Product EPD; this declaration relates to a specific product by a specific manufacturer.

### Geographical scope

Manufacturing: Portugal

Product distribution: Europe

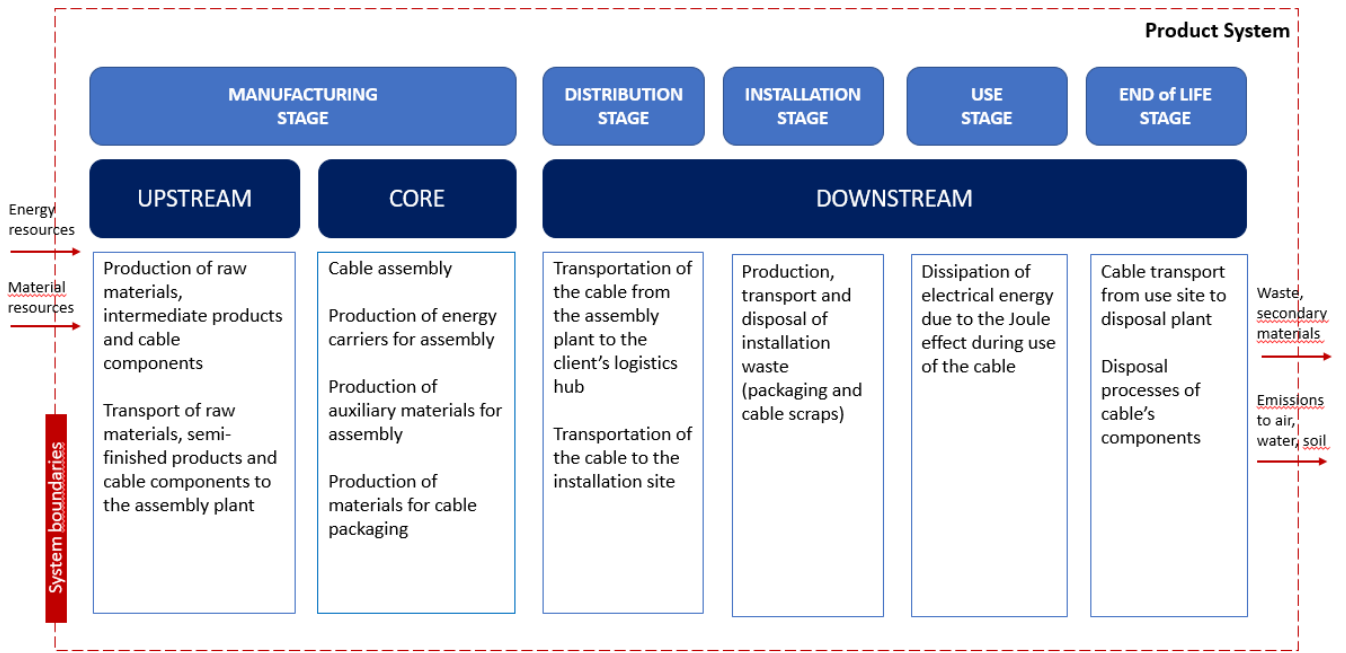


Figure 1 - System boundaries



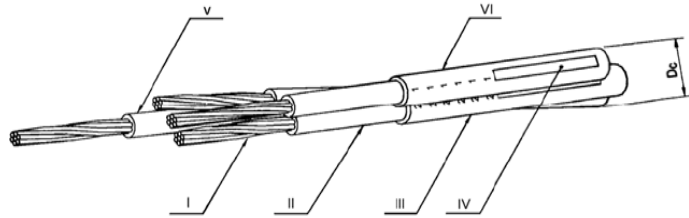
## 4. Product description

### Products identification

Aerial low voltage cable:

- ARE4E4X 3x70+54,6N 0,6 - 1 kV

This product is three-core aerial self-supporting cable with visible helix and aluminium conductors, with cross-linked polyethylene (XLPE) insulated and sheathed.



I - Conduttore II - Isolante III - Guaina IV - Stampigliatura V - Anima di neutro VI - Anima di fase

Cables with round aluminium conductors, class 2 = stranded; grey outer sheath.

### Function and application

The function of the product is the transportation and distribution of electrical energy in aerial outdoor lines.

Main applications: to be used in electricity distribution networks.

### Electrical and Thermal parameters

|                                    | <b>Cable ARE4E4X 3x70+54,6N</b> |
|------------------------------------|---------------------------------|
| Nominal voltage U <sub>0</sub> [V] | 600                             |
| Nominal voltage U [V]              | 1000                            |
| Max. conductor temperature [°C]    | 90                              |

### Chemical properties

|                      | <b>Cable ARE4E4X 3x70+54,6N</b>  |
|----------------------|--|
| CPR reaction to fire | Fca  |
| Halogen free         | IEC 60754-1 (HCl ≤0,5 mg/g)<br>IEC 60754-2 (pH ≥4,3; conductivity ≤10 mS/mm)<br>-Test not demanded by cable standard |
| UV resistant         | HD 626-2 § 2.5.3<br>(TS and EB variation ≤ ± 20 %; no cracks)  |
| Lead free            | Yes  |



## Cable properties

| Cable ARE4E4X 3x70+54,6N               |               |
|--|---------------|
| Nominal thickness insulation [mm]      | 1,6           |
| Nominal outer diameter [mm]            | 12,9 – 14,5   |
| Cable Weight [kg/km]                   | 925           |
| Conductor resistance at 20° C [Ohm/km] | 0,443 - 0,630 |

## Cable composition

| Cable ARE4E4X 3x70+54,6N             |                    |                   |
|--------------------------------------|--------------------|-------------------|
| Material                             | kg / 1 km of cable | % / 1 km of cable |
| Insulator and semiconductor          | 158,372            | 17,4%             |
| Electricity conduction and shielding | 513,049            | 56,5%             |
| Electricity conduction and shielding | 149                | 16,4%             |
| Separation tape                      | 1,3                | 0,1%              |
| Insulator                            | 78,27              | 8,6%              |
| Pigment                              | 8,33               | 0,9%              |
| <b>Total</b>                         | <b>908,3</b>       | <b>100 %</b>      |

The cable under study do not contain dangerous substances of a high degree of concern (Substances of Very High Concern-SVHC) contemplated in the ECHA Candidate List (<https://echa.europa.eu/it/candidate-list-table>).

The packaging of the cable consists of wooden reel.

## 5. Environmental performances

The environmental performance of the aerial low voltage cable:

- ARE4E4X 3x70+54,6N 0,6 - 1 kV

is shown for 1 km of cable for each module (upstream, core, downstream) and for each stage (Manufacturing, Distribution, Installation, Use and End-of-life) of the life cycle.

The declared environmental indicators include:

- core environmental impacts
- resource use
- waste production
- output flows.

The environmental impact indicators are quantified using the characterisation factors and impact assessment methods specified in EN 15804:2012+A2:2019.

## ARE4E4X 3x70+54,6N

### Core Environmental Impact Indicators

1 km of cable ARE4E4X 3x70+54,6N, electricity transmission of 1A of carried current for 40 years

| ARE4E4X 3x70+54,6N |                        |           |           |            |          |
|--------------------|------------------------|-----------|-----------|------------|----------|
| Indicator          | Unit                   | UPSTREAM  | CORE      | DOWNSTREAM | TOTAL    |
| GWP-total          | kg CO <sub>2</sub> eq  | 5,76E+03  | 3,20E+02  | 1,46E+03   | 7,53E+03 |
| GWP-fossil         | kg CO <sub>2</sub> eq  | 5,67E+03  | 3,18E+02  | 1,46E+03   | 7,44E+03 |
| GWP-biogen.        | kg CO <sub>2</sub> eq  | -5,35E+01 | -2,37E+02 | 2,91E+02   | 0,00E+00 |
| GWP-luluc          | kg CO <sub>2</sub> eq  | 9,13E+01  | 1,75E+00  | 6,31E-01   | 9,37E+01 |
| ODP                | kg CFC11eq             | 5,19E-04  | 2,10E-05  | 1,13E-04   | 6,53E-04 |
| AP                 | mol H+ eq              | 3,43E+01  | 2,07E+00  | 3,20E+00   | 3,96E+01 |
| EP-freshw.         | kg Peq                 | 2,75E+00  | 9,82E-02  | 2,46E-01   | 3,09E+00 |
| POCP               | kgNMVOceq              | 1,79E+01  | 1,04E+00  | 2,62E+00   | 2,15E+01 |
| ADPmin&met         | kg Sb eq               | 1,65E-02  | 6,04E-04  | 2,72E-03   | 1,98E-02 |
| ADPfossil          | MJ                     | 9,18E+04  | 3,88E+03  | 1,14E+04   | 1,07E+05 |
| WDP                | m <sup>3</sup> depriv. | 1,42E+03  | 7,67E+01  | 4,15E+01   | 1,54E+03 |

| ARE4E4X 3x70+54,6N |                        |                     |                    |                    |           |                   |          |
|--------------------|------------------------|---------------------|--------------------|--------------------|-----------|-------------------|----------|
| Indicator          | Unit                   | Manufacturing stage | Distribution stage | Installation stage | Use Stage | End-of-life stage | TOTAL    |
| GWP-total          | kg CO <sub>2</sub> eq  | 6,08E+03            | 3,99E+02           | 3,14E+01           | 1,91E+02  | 8,35E+02          | 7,53E+03 |
| GWP-fossil         | kg CO <sub>2</sub> eq  | 5,98E+03            | 3,99E+02           | 3,14E+01           | 1,91E+02  | 8,35E+02          | 7,44E+03 |
| GWP-biogen.        | kg CO <sub>2</sub> eq  | -2,91E+02           | -1,98E+00          | -2,84E-02          | -8,82E+00 | 3,02E+02          | 0,00E+00 |
| GWP-luluc          | kg CO <sub>2</sub> eq  | 9,30E+01            | 1,34E-01           | 1,01E-03           | 3,95E-01  | 1,00E-01          | 9,37E+01 |
| ODP                | kg CFC11eq             | 5,40E-04            | 9,05E-05           | 1,93E-07           | 9,57E-06  | 1,31E-05          | 6,53E-04 |
| AP                 | mol H+ eq              | 3,64E+01            | 1,60E+00           | 1,28E-02           | 1,02E+00  | 5,71E-01          | 3,96E+01 |
| EP-freshw.         | kg Peq                 | 2,85E+00            | 2,68E-02           | 6,31E-04           | 1,88E-01  | 3,00E-02          | 3,09E+00 |
| POCP               | kgNMVOceq              | 1,89E+01            | 1,63E+00           | 1,88E-02           | 4,24E-01  | 5,46E-01          | 2,15E+01 |
| ADPmin&met         | kg Sb eq               | 1,71E-02            | 1,40E-03           | 9,38E-06           | 4,21E-04  | 8,96E-04          | 1,98E-02 |
| ADPfossil          | MJ                     | 9,57E+04            | 6,03E+03           | 1,90E+01           | 3,98E+03  | 1,36E+03          | 1,07E+05 |
| WDP                | m <sup>3</sup> depriv. | 1,49E+03            | 9,84E+00           | 1,89E-01           | 3,99E+01  | -8,41E+00         | 1,54E+03 |

**GWP-total** = Global Warming Potential; **GWP-fossil** = Global Warming Potential - fossil; **GWP-biogenic** = Global Warming Potential - biogenic; **GWP-luluc** = Global Warming Potential - land use and land use change; **ODP** = Depletion potential of the stratospheric ozone layer; **AP** = Acidification potential, Accumulated Exceedance; **EP-freshwater** = Eutrophication potential, fraction of nutrients reaching freshwater end compartment; **POCP** = Formation potential of tropospheric ozone; **ADP-minerals&metals** = Abiotic depletion potential for non-fossil resources; **ADP-fossil** = Abiotic depletion for fossil resources potential; **WDP** = Water deprivation potential, deprivation weighted water consumption

## Resource use indicators

1 km of cable ARE4E4X 3x70+54,6N, electricity transmission of 1A of carried current for 40 years

| ARE4E4X 3x70+54,6N |                |          |          |            |          |
|--------------------|----------------|----------|----------|------------|----------|
| Indicator          | Unit           | UPSTREAM | CORE     | DOWNSTREAM | TOTAL    |
| PENRE              | MJ, NCV        | 9,15E+04 | 3,85E+03 | 1,14E+04   | 1,07E+05 |
| PERE               | MJ, NCV        | 2,51E+04 | 3,47E+03 | 8,04E+02   | 2,94E+04 |
| PENRM              | MJ, NCV        | 7,10E+03 | 0,00E+00 | 0,00E+00   | 7,10E+03 |
| PERM               | MJ, NCV        | 1,28E+02 | 3,24E+03 | 0,00E+00   | 3,37E+03 |
| PENRT              | MJ, NCV        | 9,86E+04 | 3,85E+03 | 1,14E+04   | 1,14E+05 |
| PERT               | MJ, NCV        | 2,52E+04 | 6,71E+03 | 8,04E+02   | 3,27E+04 |
| FW                 | m <sup>3</sup> | 1,90E+02 | 1,61E+00 | 3,11E+00   | 1,95E+02 |
| MS                 | kg             | 0,00E+00 | 0,00E+00 | 0,00E+00   | 0,00E+00 |
| RSF                | MJ             | 0,00E+00 | 0,00E+00 | 0,00E+00   | 0,00E+00 |
| NRSF               | MJ             | 0,00E+00 | 0,00E+00 | 0,00E+00   | 0,00E+00 |

| ARE4E4X 3x70+54,6N |                |                     |                    |                    |           |                   |          |
|--------------------|----------------|---------------------|--------------------|--------------------|-----------|-------------------|----------|
| Indicator          | Unit           | Manufacturing stage | Distribution stage | Installation stage | Use Stage | End-of-life stage | TOTAL    |
| PENRE              | MJ, NCV        | 9,54E+04            | 6,02E+03           | 1,90E+01           | 3,97E+03  | 1,35E+03          | 1,07E+05 |
| PERE               | MJ, NCV        | 2,86E+04            | 8,12E+01           | 1,48E+00           | 6,29E+02  | 9,29E+01          | 2,94E+04 |
| PENRM              | MJ, NCV        | 7,10E+03            | 0,00E+00           | 0,00E+00           | 0,00E+00  | 0,00E+00          | 7,10E+03 |
| PERM               | MJ, NCV        | 3,37E+03            | 0,00E+00           | 0,00E+00           | 0,00E+00  | 0,00E+00          | 3,37E+03 |
| PENRT              | MJ, NCV        | 1,02E+05            | 6,02E+03           | 1,90E+01           | 3,97E+03  | 1,35E+03          | 1,14E+05 |
| PERT               | MJ, NCV        | 3,19E+04            | 8,12E+01           | 1,48E+00           | 6,29E+02  | 9,29E+01          | 3,27E+04 |
| FW                 | m <sup>3</sup> | 1,91E+02            | 2,40E-01           | 1,07E-02           | 3,34E+00  | -4,77E-01         | 1,95E+02 |
| MS                 | kg             | 0,00E+00            | 0,00E+00           | 0,00E+00           | 0,00E+00  | 0,00E+00          | 0,00E+00 |
| RSF                | MJ             | 0,00E+00            | 0,00E+00           | 0,00E+00           | 0,00E+00  | 0,00E+00          | 0,00E+00 |
| NRSF               | MJ             | 0,00E+00            | 0,00E+00           | 0,00E+00           | 0,00E+00  | 0,00E+00          | 0,00E+00 |

**PENRE** = Use of non-renewable primary energy excluding non-renewable primary energy resources used as raw materials; **PERE** = Use of renewable primary energy excluding renewable primary energy resources used as raw materials; **PENRM** = Use of non-renewable primary energy resources used as raw materials; **PERM** = Use of renewable primary energy resources used as raw materials; **PENRT** = Total use of non-renewable primary energy resources; **PERT** = Total use of renewable primary energy resources; **FW** = Use of net fresh water; **MS** = Use of secondary material; **RSF** = Use of renewable secondary fuels; **NRSF** = Use of non-renewable secondary fuels;

### Waste production indicators

1 km of cable ARE4E4X 3x70+54,6N, electricity transmission of 1A of carried current for 40 years

| ARE4E4X 3x70+54,6N |      |          |          |            |          |
|--------------------|------|----------|----------|------------|----------|
| Indicator          | Unit | UPSTREAM | CORE     | DOWNSTREAM | TOTAL    |
| HWD                | kg   | 0,00E+00 | 9,95E-01 | 0,00E+00   | 9,95E-01 |
| NHWD               | Kg   | 0,00E+00 | 9,29E+00 | 2,16E+02   | 2,26E+02 |
| RWD                | kg   | 0,00E+00 | 0,00E+00 | 0,00E+00   | 0,00E+00 |

| ARE4E4X 3x70+54,6N |      |                     |                    |                    |           |                   |          |
|--------------------|------|---------------------|--------------------|--------------------|-----------|-------------------|----------|
| Indicator          | Unit | Manufacturing stage | Distribution stage | Installation stage | Use Stage | End-of-life stage | TOTAL    |
| HWD                | kg   | 9,95E-01            | 0,00E+00           | 0,00E+00           | 0,00E+00  | 0,00E+00          | 9,95E-01 |
| NHWD               | Kg   | 9,29E+00            | 0,00E+00           | 1,78E+01           | 0,00E+00  | 1,99E+02          | 2,26E+02 |
| RWD                | kg   | 0,00E+00            | 0,00E+00           | 0,00E+00           | 0,00E+00  | 0,00E+00          | 0,00E+00 |

HWD = Hazardous waste disposed; NHWD = Non-hazardous waste disposed; RWD = Radioactive waste disposed;

### Output flows indicators

1 km of cable ARE4E4X 3x70+54,6N, electricity transmission of 1A of carried current for 40 years

| ARE4E4X 3x70+54,6N |         |          |          |            |          |
|--------------------|---------|----------|----------|------------|----------|
| Indicator          | Unit    | UPSTREAM | CORE     | DOWNSTREAM | TOTAL    |
| MER                | kg      | 0,00E+00 | 0,00E+00 | 0,00E+00   | 0,00E+00 |
| MFR                | kg      | 0,00E+00 | 1,32E+02 | 4,63E+02   | 5,96E+02 |
| CRU                | kg      | 0,00E+00 | 0,00E+00 | 2,64E+01   | 2,64E+01 |
| ETE                | MJ, NCV | 0,00E+00 | 0,00E+00 | 0,00E+00   | 0,00E+00 |
| EEE                | MJ, NCV | 0,00E+00 | 0,00E+00 | 0,00E+00   | 0,00E+00 |

| ARE4E4X 3x70+54,6N |         |                     |                    |                    |           |                   |          |
|--------------------|---------|---------------------|--------------------|--------------------|-----------|-------------------|----------|
| Indicator          | Unit    | Manufacturing stage | Distribution stage | Installation stage | Use Stage | End-of-life stage | TOTAL    |
| MER                | kg      | 0,00E+00            | 0,00E+00           | 0,00E+00           | 0,00E+00  | 0,00E+00          | 0,00E+00 |
| MFR                | kg      | 1,32E+02            | 0,00E+00           | 0,00E+00           | 0,00E+00  | 4,63E+02          | 5,96E+02 |
| CRU                | kg      | 0,00E+00            | 0,00E+00           | 2,64E+01           | 0,00E+00  | 0,00E+00          | 2,64E+01 |
| ETE                | MJ, NCV | 0,00E+00            | 0,00E+00           | 0,00E+00           | 0,00E+00  | 0,00E+00          | 0,00E+00 |
| EEE                | MJ, NCV | 0,00E+00            | 0,00E+00           | 0,00E+00           | 0,00E+00  | 0,00E+00          | 0,00E+00 |

MER = Materials for energy recovery; MFR = Materials for recycling; CRU = Components for reuse; ETE= Exported thermal energy; EEE= Exported electricity energy;

## 6. Interpretation of results

The environmental impacts of the cable under study, quantified from a life cycle perspective, is largely produced by its own upstream phase.

Such result depends primarily on the contribution of the manufacturing processes and procurement of raw materials in the supply chain. The production of such materials, mainly aluminum and plastics, generates relatively high environmental impacts throughout the overall life cycle of the cable.

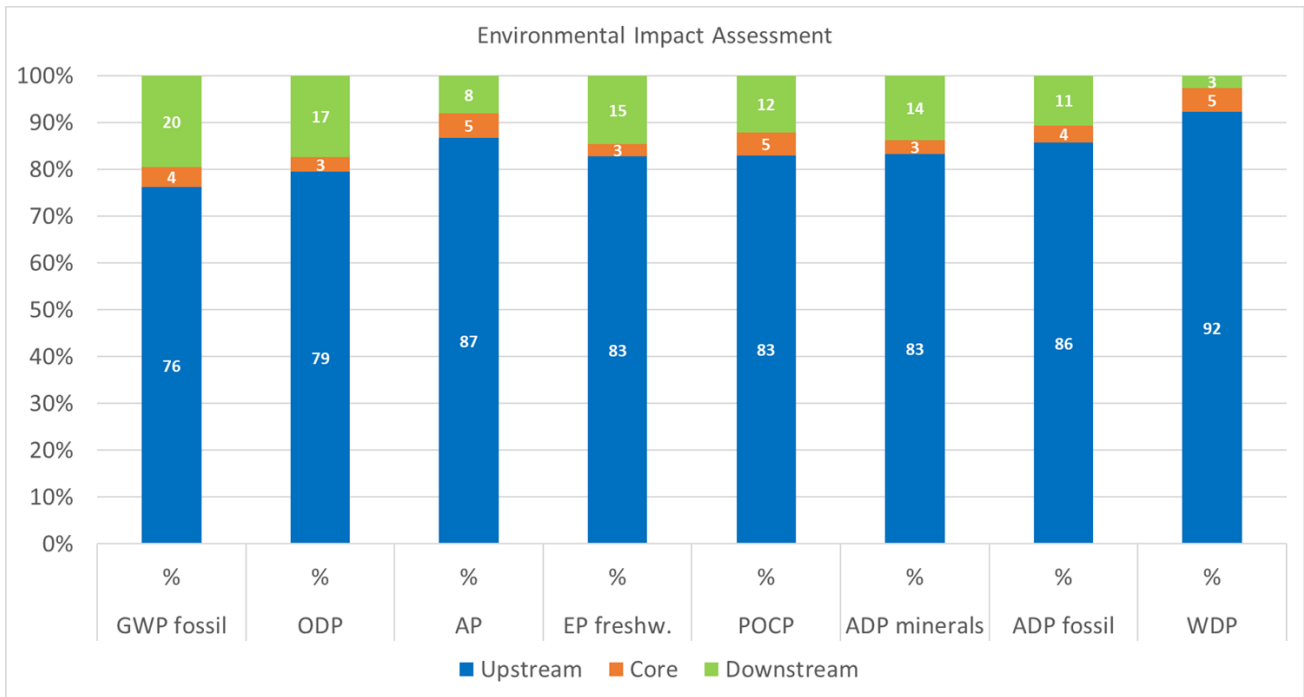


Figure 1. Environmental Impact Assessment of the cable ARE4E4X 3x70+54,6N

The downstream phase, including distribution, installation, use and maintenance and end of life, contributes for around the 20% to the GWP-fossil indicator. The Core phase, on the other hand, contributes very little to environmental impacts because of the low use of energy carriers.

## 7. LCA calculations

### Reference Service Life (RSL)

An average RSL of 40 years is used for the LCA calculations.

### Exclusions from system boundaries

The construction, maintenance and decommissioning of infrastructures (buildings and machinery) as well as the occupation of industrial land were not considered in the LCA study.

### Cut-off rules

All relevant input and output flows of matter and energy included within the system boundaries were considered.

In compliance with the PCR EPD Italy n.016 chapter 4.2.3.9, the following flows were excluded without any cut-off criteria:

- production, use and disposal of raw materials packaging
- external devices necessary for the installation of the cable itself
- material and energy flows related to dismantling phase, whenever it is reasonable to assume that dismantling is performed by adopting manual tools.

In compliance with the reference PCR, the materials that compose the product and whose mass does not exceed 2% of the total weight of the product itself can be excluded. However, in this study, no component of the cable was excluded from the analysis, therefore this cut-off threshold was not used.

### Data sources

Primary and site-specific data from records and documentation provided by the Prysmian cable manufacturing plant in Morelena, Portugal were used for the foreground processes.

The primary data used include: cable composition (cable design documentation), transport distances for the supply of raw materials, type and amount of material and energy flows in the assembly phase, packaging materials of the finished product.

For the modeling of the background processes secondary data deriving from international databases (Ecoinvent 3.7.1) were used. Secondary data are related to the manufacture of cable components, the production of energy carriers used in the product system (electricity in the core and downstream modules), the transportation processes and the waste treatment processes.

### Data quality

The data used in the study were subjected to evaluation in order to determine the overall level of data quality underlying the quantification of the environmental performances.

The quality assessment was conducted separately both for primary and secondary data by calculating a Data Quality Rating (DQR). For each primary and secondary data a quality level was assigned related to the following criteria:

- **Completeness:** all the main flows of matter and energy have been fully quantified and included in the study; the flows excluded from the analysis are identified in the Cut-off rules section.
- **Time representativeness:** the primary data used refer to the year 2020. The secondary data are taken from the ecoinvent 3.7.1 environmental database released in 2020.



- Geographic representativeness: primary site-specific data were used for the cable assembly processes; for the secondary data, datasets were selected from databases consistent with the geography of the processes studied, whenever this was known.
- Technological representativeness: the primary data used represent the specific production technology of the product under study. For the secondary data taken from the database, reference was made to the most representative technology for the processes in question, where this is known.

The average data quality level is Good for primary data and Fair for secondary data.

## Allocations

In the context of multifunctional processes allocation procedures were used in accordance with the provisions of EN 50693: 2019.

The main allocations made are:

- energy consumption in the cable assembly phase: the specific consumptions for the product under study were quantified by allocating the aggregate consumption of the Energy Unit of the plant according to the mass production share of the cable under study with respect to the total mass production of the plant.
- water consumption and waste production in the cable assembly phase: allocation of the total production of waste of the Energy Unit of the plant according to the mass production share of the cable under study with respect to the total mass production of the plant.
- air emissions during assembly phase: methane emissions (degassing) allocated on the basis of the specific weight of the compound (insulator and semiconductor) for each cable.

## Life Cycle Impact Assessment

The methods used for calculating the potential environmental impact indicators are those defined by the standard EN 15804: 2019.

For the characterization factors, the European Commission JRC factors were applied, available at:

<https://eplca.jrc.ec.europa.eu/LCDN/developerEF.xhtml>

## Software and Database

The software used for the LCA calculations is OpenLCA. The database used for process modeling is ecoinvent 3.7.1.

## Distribution scenario

The distribution of the cable from the Prysmian production plant to the destination / use site was modeled using a scenario built on the basis of specific and representative Prysmian projected data-

Within this scenario, a transport by road and average distance of approximately 2600 km is considered.

## Use phase scenario

The use phase includes the environmental impacts associated to the electricity deriving from the cables during their operation.

The electricity losses are directly proportional to the square of the intensity of the transmitted current, expressed in Ampere (A), according to the following formula:

$$E_{\text{use}} \text{ (J)} = R_{\text{linear}} * I^2 * \text{RSL}$$

where:

$E_{\text{use}}$  is the dissipated energy

$R_{\text{linear}}$  is the linear resistivity value of the cable, expressed in  $\Omega / \text{km}$

$I^2$  is the carried current value, expressed in A

RSL is the Reference Service Life (RSL) of the cable, expressed in seconds.

Since the actual intensity of the transmitted current is not known, a value of 1 A was used in the use phase modeling, as required by the EPDItaly PCR 016.

The parameters for the use-phase scenario are summarized as follows:

| Parameter              | Unit               | ARE4E4X 3x70+54,6N |
|------------------------|--------------------|--------------------|
| Linear resistivity     | $\Omega/\text{km}$ | 0,443              |
| Reference Service Life | years              | 40                 |
| Current value          | A                  | 1                  |

For the modeling of power generation in the use phase, an average mix for Portugal market taken from ecoinvent database has been used.

## End of Life scenario

The End of life scenario is defined on the basis of the following assumptions:

- recovery of the dismissed cable (100% of recovered cable)
- dismissed cable transportation from the installation site to the waste treatment site: 300 km by truck
- pre-treatment of the cable through granulation
- material recovery for 70% of aluminum
- landfill for 30% of aluminum
- incineration of plastic and rubber fractions

## 8. Other environmental information

Prysmian Cavi e Sistemi Italia Srl holds an Environmental Management System compliant and certified with respect to the international standard ISO 14001: 2015 (certificate no. EMS-7999/S issued by RINA).

General Cable CelCat Energia & Telecomunicações S.A. site of Morelena holds an Environmental Management System compliant and certified with respect to the international standard ISO 14001: 2015 (certificate no. PT-2000 / AMB.019 issued by APCER).

## 9. References

1. EPDIItaly - Program Regulation version 5.2
2. Product Category Rules (PCR) EPDIItaly007 - CORE PCR EN 50693 BASE rev.2, 2020/10/21 - Electronic and electrical products and systems
3. Product Category Rules (PCR) EPDIItaly016 - SUB PCR EN 50693 cables rev.2, 2020/09/25 - Electronic and electrical products and systems - Cable and wires
4. EN 50693:2019 - Product category rules for life cycle assessments of electronic and electrical products and system
5. EN 15804:2012+A2:2019 Sustainability of Construction Works
6. ISO 14020:2000 Environmental labels and declarations-General principles
7. ISO 14025:2010 Environmental labels and declarations-Type III Environmental Declarations-Principles and procedures
8. ISO 14040:2006/AMD 1:2020 Environmental management-Life Cycle Assessment-Principles and framework
9. ISO 14044:2006/AMD 2:2020 Environmental management-Life Cycle AssessmentRequirements and guidelines
10. Prysmian Group - LCA study report, Low Voltage Cables ARE4EX, v4, 11 May 2022