




# ENVIRONMENTAL PRODUCT DECLARATION

SHAPED, CUTTED AND  
WELDED STEEL FOR  
REINFORCED CONCRETE



 FERROBERICA

 ALFA ACCIAI  
Group



**Based on:**

PCR ICMQ-001/15 v3

EN:15804:2012+A2:2019

UNI EN ISO 14025:2010

**Certification N°:**

EPDITALY0460

**Product CPC code:**

41

**Date of issue:**

03/08/2023

**Valid until:**

03/08/2028

**Declaration number:**

FB\_EPD\_001

# GENERAL INFORMATION

## EPD REFERENCES

EPD OWNER: FERRO BERICA S.R.L. - VIA DELL'EDILIZIA, 22 - 36100 VICENZA (IT)

PROGRAM OPERATOR: EPDITALY, VIA GAETANO DE CASTILLIA 10, 20124 MILANO - ITALY

## INDEPENDENT VERIFICATION

This declaration has been developed referring to the EPDItaly, following the last version of "Regolamento di EPDItaly"; further information and the document itself are available at: [www.epditaly.it](http://www.epditaly.it). EPD document valid within the following geographical area: Italy and other countries worldwide according to sales market conditions.

CEN standard EN 15804 served as the core PCR (PCR ICMQ-001/15 v3)  
 PCR review conducted by Daniele Pace, contact via [info@epditaly.it](mailto:info@epditaly.it)

Independent verification of the declaration and data, according to UNI EN ISO 14025:2010

Third party verifier: ICMQ SpA, via De Castilia, 10 20124 Milano ([www.icmq.it](http://www.icmq.it))

EPD process certification (Internal)  EPD verification (External)

Accredited by: Accredia

Environmental declarations published within the same product category, though originating from different programs, may not be comparable. In particular, EPDs of construction products may not be comparable if they do not comply with EN 15804.

## CONTACTS

Ing. Adriano Rossi ([a.rossi@ferroberica.it](mailto:a.rossi@ferroberica.it))  
 Quality & Environment Manager  
 Phone: +39 0444 391541



Technical support to Ferro Berica was provided by Life Cycle Engineering, Italy. ([info@studiolce.it](mailto:info@studiolce.it), [www.lcengineering.eu](http://www.lcengineering.eu)).



# 1. ALFA ACCIAI GROUP



For almost 70 years, the Alfa Acciai Group has been one of the leading Italian and European producers of reinforced concrete steel and wire rod, with 1,200 employees and with a total production capacity of 2.5 million tons per year and today represents a technologically advanced reality, attentive to the environment and present throughout the steel supply chain.

The Group is characterized by a marked industrial flexibility and maximum operational efficiency upstream and downstream of the smelting process, responds successfully to the continuous changes in the national and foreign steel market and to the growing attention of citizens towards environmental issues and always maintains high attention to its collaborators and customers.

## **ALFA ACCIAI**

**ALFA ACCIAI**, the Brescia-based parent company, is one of the leader and major producer of steel for reinforced concrete and wire rod in Italy and Europe. The production process in the EAF (electric arc furnace) steel mill sites involves two EAF (electric arc furnaces) followed by 2 LF (ladle furnaces), 2 continuous casting machines (10 lines) and a shredder for proler production. Hot rolling is equipped with two bars and spool mills and a wire rod mill. The production cycle is completed by cold rolling mills that produce welded wire mesh and recoiled wire.

## **ACCIAIERIE DI SICILIA**

**ACCIAIERIA DI SICILIA** located in the industrial area of Catania, has been part of the Alfa Acciai Group since 1998, is the only steel mill in Sicily and is located in the heart of the Mediterranean. It is one of the main industrial centers of the Region and is characterized by a strong export vocation thanks to its proximity to significant port infrastructures. The company stands out for its constant technological innovation and steel know-how, factors that guarantee increasingly high-quality standards, respecting the environment and the health and safety of its employees. The production process includes an EAF (electric arc furnace), a continuous casting machine (4 lines) and a hot rolling mill to produce bars and spool.

## **Tecnofil**

**TECNOFIL**, located in Gottolengo (BS), has been part of the Alfa Acciai Group since September 2016. The company is a drawing mill that has the largest galvanizing plant in Italy and among the largest in Europe and completes the production chain of wire rod downstream. It produces galvanized wires and tapes, , alu-zinc and bright wire fzinc aluminum and polished wires for use in construction, household appliances, automotive and numerous other applications of everyday life. Over the years the company has significantly expanded its overall production capacity (currently over 100,000 tons / year) and the range of products to be offered on the market.

## **FERROBERICA**

**FERRO BERICA** has been part of the Alfa Acciai Group since September 2016 and has 4 operational sites located in: Vicenza, Montirone (BS), Catania and Sedegliano (UD). The company is the largest Italian player (second in Europe) in the pre-shaping and assembly of reinforced concrete bars destinates to the main construction companies for use in structural works. Ferro Berica thanks to the know-how acquired, reliability in supplies, competitiveness on the market and attention to quality and customer care, represents a cutting-edge production reality, equipped with latest generation machinery and with an annual production capacity of more than 300,000 tons.

## THE COMPANY

**F**erro Berica. Part of the Alfa Acciai Group since 1991, today the company is a cutting-edge manufacturer with annual production capacity over 400,000 tonnes, four production sites, the latest generation machinery and relationships with various trusted external companies, situated in strategic points to cover the whole of Italy.

To ensure optimum efficiency and a quality service, Ferro Berica has adopted a flexible and integrated organisational structure, achieving high efficiency throughout the production process, from the cutting and assembly phases through to implementation. An ongoing focus on service quality and customer care, means Ferro Berica can provide companies with a detailed consultation service during the planning phase.

All Ferro Berica products are made with steel from the Alfa Acciai Group, which has uniform, repeatable characteristics, enabling the optimisation of process parameters while maintaining high performance levels. Ferro Berica supports the Alfa Acciai Group's policy and focus on environmental issues, sustainability, and health and safety in the workplace through training and education.

Ferro Berica employees and contractors are the valuable resources who are crucial for the success and development of the company. As a result, the company has always invested in training for employees, with welding qualifications in line with standard EN ISO 9606-1:2017 for welding framework for masts, bulkheads and pre-assembled materials in general, and UNI EN ISO 9712:2012 certification for welding process inspectors.



# SCOPE AND TYPE OF EPD

THE APPROACH USED IN THIS EPD IS "CRADLE TO GATE WITH OPTIONS" ONE

TABLE OF MODULES																	
	PRODUCT STAGE			CONSTRUCTION PROCESS STAGE		USE STAGE							END OF LIFE STAGE				BENEFITS AND LOADS BEYOND THE SYSTEM BOUNDARIES
	Raw material supply	Transport	Manufacturing	Transport from the gate to the site	Assembly	Use	Maintenance	Repair	Replacement	Refurbishment	Operational energy use	Operational water use	De- construction demolition	Transport	Waste processing	Disposal	Reuse - Recovery - Recycling potential
MODULE	A1	A2	A3	A4	A5	B1	B2	B3	B4	B5	B6	B7	C1	C2	C3	C4	D
Module declared	X	X	X	X	MND	MND	MND	MND	MND	MND	MND	MND	X	X	X	X	X
Geography	IT	IT	IT	WLD	-	-	-	-	-	-	-	-	WLD	WLD	WLD	WLD	WLD
Specific data used	> 90%			-	-	-	-	-	-	-	-	-	-	-	-	-	-
Variation-products	NOT RELEVANT			-	-	-	-	-	-	-	-	-	-	-	-	-	-
Variation-sites	NOT RELEVANT			-	-	-	-	-	-	-	-	-	-	-	-	-	-

SOFTWARE: SimaPro ver. 9.5

MAIN DATABASE: Ecoinvent 3.9.1

REPORT LCA: Life Cycle Assessment (LCA) for cutted, shaped and welded steel produced by Ferro Berica for EPD® purposes - Final Report

GEOGRAPHICAL SCOPE OF THE EPD: World according to sales market conditions

TYPE OF EPD: specific for cutted, shaped and welded steel products

## 2. THE PRODUCT

This EPD refers to construction products made of reinforced concrete steel. Shaped steel is produced through a complex manufacturing process, which includes cutting, shaping and assembly, and straightening in the case of rolls. This process is supported by specific technical programs that allow to prepare the bills of materials and identification labels for the items to be produced, manage the traceability of castings, optimize cutting and shaping operations. Finally, equipments complete with optical readers are used to continuously check the number and shape of the products, which is programmed on the basis of dimensional parameters conforming to the items to be produced. In addition to the production of shaped steel, there is the material assembled in the processing centers, which is made by qualified personnel and with certified welding processes.

Our range of pre-assembled products includes:

- Framework for tunnel boring operations;
- Framework for slurry walls complete with inserts, space-saving elements and all types of intake systems;
- Framework for large elements with mixed structures;
- Reinforcement framework for masts of any diameter, bulkheads and prefabricated structural elements.

The basic raw materials are bars and rolls produced by Alfa Acciai and Acciaierie di Sicilia.

EPD reference products have a chemical composition that complies with the national regulations of the destination countries to which they are sent.

In general, the main components of the final product are: *iron > 96%; alloying elements (e.g. manganese, silicon, carbon) approx 2%; other elements (e.g. copper, nickel, chromium), 100% complementary.*











### DECLARED UNIT

According to EN:15804, the declared unit is **1 ton of shaped, cutted and welded product**

INFORMATION	DESCRIPTION
<b>Product identification</b>	Cutting, bending, shaping and assembly of steel for reinforced concrete.
<b>Product features</b>	<ul style="list-style-type: none"> <li>• Shaped and assembled products (by spot welding): foundation piles, diaphragm walls, pillars, beams.</li> </ul>
<b>Product properties under</b>	<ul style="list-style-type: none"> <li>• Italian law DM 17/01/2018 (Technical Standards for Buildings)</li> <li>• Quality management system compliance with the standard UNI EN ISO 9001</li> </ul>
<b>Plant features</b>	Total production of EPD covered products, year 2022: Vicenza: 76 064 t Montirone (BS): 48 241 t Sedegliano (UD): 19 439 t Catania: 31 827 t
	Main operating machines: Vicenza: n.5 bar cutting line, n.8 bar shaping, n.8 multifunction (streitening, cutting and bending) machines from coils, n.3 foundation pile machines
	Montirone: n.3 bar cutting line, n.4 bar shaping, n.6 multifunction (streitening, cutting and bending) machines from coils, n.6 foundation pile machines
	Sedegliano: n.2 bar cutting line, n.2 bar shaping, n.6 multifunction (streitening, cutting and bending) machines from coils, n.2 foundation pile machines
	Catania: n.2 bar cutting line, n.4 bar shaping, n.5 multifunction (streitening, cutting and bending) machines from coils, n.2 foundation pile machines
	No use water for the production cycle.

# ENVIRONMENTAL PERFORMANCE

The detailed environmental performance (in terms of use of resources, pollutant emissions and waste generation) is presented for the three phases, Upstream, Core and Downstream and related sub-phases (A1-A2-A3-A4-C1-C2-C3-C4-D) per each site. The numbers reported in the following tables are the outcome of rounding. For this reason total results could slightly differ from the sum of contributions of the different phases. The energy sources behind the electricity grid used in manufacturing is the Italian residual mix 0,457 kg CO<sub>2</sub> eq./kWh (AIB report May 2023) to which LCE adds emissions related to network losses and transformation.

ENVIRONMENTAL IMPACTS - VICENZA											
 <b>TABLE OF MODULES POTENTIAL ENVIRONMENTAL IMPACTS</b>	UNITS / D.U.	UPSTREAM		CORE PROCESS		DOWNSTREAM					
		A1 	A2 	A3 	A1:A3	A4 	C1 	C2 	C3 	C4 	D 
<b>GWP</b>	kg CO <sub>2</sub> eq	6,95E+02	9,27E+00	5,78E+00	<b>7,10E+02</b>	1,15E+01	5,38E+01	1,82E+01	2,36E+00	2,78E-01	1,54E+02
<b>GWP,f</b>	kg CO <sub>2</sub> eq	6,94E+02	9,27E+00	5,77E+00	<b>7,09E+02</b>	1,15E+01	5,38E+01	1,82E+01	2,35E+00	2,78E-01	1,54E+02
<b>GWP,b</b>	kg CO <sub>2</sub> eq	5,21E-01	6,81E-04	2,18E-03	<b>5,24E-01</b>	8,48E-04	3,94E-03	1,34E-03	7,09E-03	3,59E-05	1,44E-02
<b>GWP,luluc</b>	kg CO <sub>2</sub> eq	2,19E-01	1,79E-04	6,72E-04	<b>2,19E-01</b>	2,23E-04	2,16E-03	3,52E-04	5,79E-03	1,36E-05	1,41E-02
<b>GWP,ghg</b>	kg CO <sub>2</sub> eq	6,95E+02	9,27E+00	5,78E+00	<b>7,10E+02</b>	1,15E+01	5,38E+01	1,82E+01	2,36E+00	2,78E-01	1,54E+02
<b>ODP</b>	kg CFC11 eq	1,39E-05	1,98E-07	3,89E-07	<b>1,44E-05</b>	2,46E-07	8,29E-07	3,88E-07	1,44E-08	4,02E-09	2,77E-06
<b>AP</b>	mol H+ eq	2,15E+00	1,83E-02	3,02E-02	<b>2,20E+00</b>	2,28E-02	5,04E-01	3,59E-02	1,12E-02	2,51E-03	5,73E-01
<b>EP,f</b>	kg P eq	1,33E-02	7,18E-06	2,66E-05	<b>1,33E-02</b>	8,95E-06	4,50E-05	1,41E-05	1,16E-04	9,54E-07	6,48E-03
<b>EP,m</b>	kg N eq	4,74E-01	6,42E-03	8,63E-03	<b>4,89E-01</b>	7,99E-03	2,37E-01	1,26E-02	2,16E-03	1,14E-03	1,13E-01
<b>EP,t</b>	mol N eq	5,18E+00	6,67E-02	8,67E-02	<b>5,33E+00</b>	8,31E-02	2,57E+00	1,31E-01	2,38E-02	1,24E-02	1,31E+00
<b>POCP</b>	kg NMVOC eq	2,07E+00	3,08E-02	5,01E-02	<b>2,15E+00</b>	3,84E-02	7,57E-01	6,06E-02	7,15E-03	3,71E-03	7,00E-01
<b>ADPE*</b>	kg Sb eq	1,43E-04	3,14E-07	4,78E-07	<b>1,44E-04</b>	3,92E-07	2,21E-06	6,18E-07	6,57E-08	1,07E-08	1,30E-03
<b>ADPF*</b>	MJ	1,06E+04	1,19E+02	2,37E+02	<b>1,10E+04</b>	1,49E+02	6,80E+02	2,35E+02	3,96E+01	3,48E+00	1,88E+03
<b>WDP*</b>	m <sup>3</sup>	1,87E+02	1,12E-01	1,31E+00	<b>1,88E+02</b>	1,39E-01	8,92E-01	2,20E-01	4,19E-01	4,82E-03	1,80E+01

Additional environmental impact indicators are computed in the LCA report but not reported in the EPD.

\*The results of this environmental impact indicator shall be used with care as the uncertainties on these results are high or as there is limited experience with the indicator.

**GWP** Global warming potential, total

**GWP,f** Global warming potential, fossil

**GWP,b** Global warming potential, biogenic

**GWP,luluc** Global warming potential, land use & land use change

**ODP** Ozone depletion potential

**AP** Acidification Potential

**EP,f** Eutrophication potential, freshwater

**EP,m** Eutrophication potential, marine

**EP,t** Eutrophication potential, terrestrial

**POCP** Photochemical ozone creation potential

**ADPE** Abiotic depletion potential minerals & metals

**ADPF** Abiotic depletion potential fossil fuels

**WDP** Water use deprivation potential

## RESOURCE USE PER DECLARED UNIT - VICENZA

USE OF RENEWABLE MATERIAL RESOURCES	UNITS / D.U.	UPSTREAM		CORE PROCESS		DOWNSTREAM					
		A1 	A2 	A3 	A1:A3	A4 	C1 	C2 	C3 	C4 	D 
<b>PERE</b>	[MJ]	5,94E+02	3,20E-01	1,18E+00	<b>5,96E+02</b>	3,98E-01	1,35E+00	6,28E-01	4,34E+00	1,55E-02	1,06E+02
<b>PERM</b>	[MJ]	0,00E+00	0,00E+00	0,00E+00	<b>0,00E+00</b>	0,00E+00	0,00E+00	0,00E+00	0,00E+00	0,00E+00	0,00E+00
<b>PERT</b>	[MJ]	5,94E+02	3,20E-01	1,18E+00	<b>5,96E+02</b>	3,98E-01	1,35E+00	6,28E-01	4,34E+00	1,55E-02	1,06E+02
<b>PENRE</b>	[MJ]	1,07E+04	1,23E+02	2,43E+02	<b>1,11E+04</b>	1,53E+02	7,00E+02	2,42E+02	4,01E+01	3,57E+00	1,89E+03
<b>PENRM</b>	[MJ]	0,00E+00	0,00E+00	1,22E+00	<b>1,22E+00</b>	0,00E+00	0,00E+00	0,00E+00	0,00E+00	0,00E+00	0,00E+00
<b>PENRT</b>	[MJ]	1,07E+04	1,23E+02	2,44E+02	<b>1,11E+04</b>	1,53E+02	7,00E+02	2,42E+02	4,01E+01	3,57E+00	1,89E+03
<b>SM</b>	[kg]	1,46E+03	0,00E+00	0,00E+00	<b>1,46E+03</b>	0,00E+00	0,00E+00	0,00E+00	0,00E+00	0,00E+00	0,00E+00
<b>RSF</b>	[MJ]	0,00E+00	0,00E+00	0,00E+00	<b>0,00E+00</b>	0,00E+00	0,00E+00	0,00E+00	0,00E+00	0,00E+00	0,00E+00
<b>NRSF</b>	[MJ]	0,00E+00	0,00E+00	0,00E+00	<b>0,00E+00</b>	0,00E+00	0,00E+00	0,00E+00	0,00E+00	0,00E+00	0,00E+00
<b>FW</b>	[m <sup>3</sup> ]	5,00E+00	5,09E-03	3,65E-02	<b>5,04E+00</b>	6,33E-03	3,44E-02	1,00E-02	1,76E-02	1,82E-04	3,60E-01

**PERE** Use of renewable primary energy excluding renewable primary energy resources used as raw materials

**PERM** Use of renewable primary energy resources used as raw materials

**PERT** Total use of renewable primary energy resources

**PENRE** Use of non-renewable primary energy excluding non-renewable primary energy resources used as raw materials

**PENRM** Use of non-renewable primary energy resources used as raw materials

**PENRT** Total use of non-renewable primary energy resources

**SM** Use of secondary raw materials











**RSF** Use of renewable secondary fuels

**NRSF** Use of non-renewable secondary fuels


**FW** Use of net fresh water













**OUTPUT FLOWS AND WASTE CATEGORIES - VICENZA**

 <b>WASTE GENERATION AND TREATMENT</b>	<b>UNITS / D.U.</b>	UPSTREAM		CORE PROCESS		DOWNSTREAM					
		A1 	A2 	A3 	A1:A3	A4 	C1 	C2 	C3 	C4 	D 
<b>HWD</b>	[kg]	2,72E+00	0,00E+00	4,00E-02	<b>2,76E+00</b>	0,00E+00	0,00E+00	0,00E+00	0,00E+00	0,00E+00	0,00E+00
<b>NHWD</b>	[kg]	7,99E+01	0,00E+00	0,00E+00	<b>7,99E+01</b>	0,00E+00	0,00E+00	0,00E+00	0,00E+00	1,00E+02	0,00E+00
<b>RWD</b>	[kg]	0,00E+00	0,00E+00	0,00E+00	<b>0,00E+00</b>	0,00E+00	0,00E+00	0,00E+00	0,00E+00	0,00E+00	0,00E+00
<b>CRU</b>	[kg]	0,00E+00	0,00E+00	0,00E+00	<b>0,00E+00</b>	0,00E+00	0,00E+00	0,00E+00	0,00E+00	0,00E+00	0,00E+00
<b>MFR</b>	[kg]	2,12E+02	0,00E+00	1,28E+01	<b>2,25E+02</b>	0,00E+00	0,00E+00	0,00E+00	9,00E+02	0,00E+00	0,00E+00
<b>MER</b>	[kg]	0,00E+00	0,00E+00	0,00E+00	<b>0,00E+00</b>	0,00E+00	0,00E+00	0,00E+00	0,00E+00	0,00E+00	0,00E+00
<b>EE</b>	[MJ]	0,00E+00	0,00E+00	0,00E+00	<b>0,00E+00</b>	0,00E+00	0,00E+00	0,00E+00	0,00E+00	0,00E+00	0,00E+00

- HWD** Hazardous waste disposed
- NHWD** Non-hazardous waste disposed
- RWD** Radioactive waste disposed
- CRU** Components for re-use
- MFR** Materials for recycling
- MER** Materials for energy recovery
- EE** Exported energy



**ENVIRONMENTAL IMPACTS - MONTIRONE (BS)**

 <b>TABLE OF MODULES POTENTIAL ENVIRONMENTAL IMPACTS</b>	UNITS / D.U.	UPSTREAM		CORE PROCESS			DOWNSTREAM				
		A1 	A2 	A3 	A1:A3	A4 	C1 	C2 	C3 	C4 	D 
<b>GWP</b>	kg CO <sub>2</sub> eq	6,93E+02	1,03E+00	1,52E+00	<b>6,95E+02</b>	1,17E+01	5,38E+01	1,82E+01	2,36E+00	2,78E-01	1,54E+02
<b>GWP,f</b>	kg CO <sub>2</sub> eq	6,92E+02	1,03E+00	1,52E+00	<b>6,94E+02</b>	1,17E+01	5,38E+01	1,82E+01	2,35E+00	2,78E-01	1,54E+02
<b>GWP,b</b>	kg CO <sub>2</sub> eq	5,21E-01	7,57E-05	2,46E-03	<b>5,23E-01</b>	8,62E-04	3,94E-03	1,34E-03	7,09E-03	3,59E-05	1,44E-02
<b>GWP,luluc</b>	kg CO <sub>2</sub> eq	2,18E-01	1,99E-05	9,11E-04	<b>2,19E-01</b>	2,27E-04	2,16E-03	3,52E-04	5,79E-03	1,36E-05	1,41E-02
<b>GWP,ghg</b>	kg CO <sub>2</sub> eq	6,93E+02	1,03E+00	1,52E+00	<b>6,95E+02</b>	1,17E+01	5,38E+01	1,82E+01	2,36E+00	2,78E-01	1,54E+02
<b>ODP</b>	kg CFC11 eq	1,38E-05	2,20E-08	9,32E-09	<b>1,38E-05</b>	2,50E-07	8,29E-07	3,88E-07	1,44E-08	4,02E-09	2,77E-06
<b>AP</b>	mol H+ eq	2,15E+00	2,03E-03	1,28E-02	<b>2,16E+00</b>	2,31E-02	5,04E-01	3,59E-02	1,12E-02	2,51E-03	5,73E-01
<b>EP,f</b>	kg P eq	1,32E-02	7,99E-07	3,62E-05	<b>1,33E-02</b>	9,09E-06	4,50E-05	1,41E-05	1,16E-04	9,54E-07	6,48E-03
<b>EP,m</b>	kg N eq	4,73E-01	7,13E-04	5,75E-03	<b>4,80E-01</b>	8,12E-03	2,37E-01	1,26E-02	2,16E-03	1,14E-03	1,13E-01
<b>EP,t</b>	mol N eq	5,17E+00	7,41E-03	6,29E-02	<b>5,24E+00</b>	8,44E-02	2,57E+00	1,31E-01	2,38E-02	1,24E-02	1,31E+00
<b>POCP</b>	kg NMVOC eq	2,06E+00	3,43E-03	1,57E-02	<b>2,08E+00</b>	3,90E-02	7,57E-01	6,06E-02	7,15E-03	3,71E-03	7,00E-01
<b>ADPE*</b>	kg Sb eq	1,43E-04	3,49E-08	5,10E-08	<b>1,43E-04</b>	3,98E-07	2,21E-06	6,18E-07	6,57E-08	1,07E-08	1,30E-03
<b>ADPF*</b>	MJ	1,06E+04	1,33E+01	1,17E+01	<b>1,06E+04</b>	1,51E+02	6,80E+02	2,35E+02	3,96E+01	3,48E+00	1,88E+03
<b>WDP*</b>	m <sup>3</sup>	1,87E+02	1,24E-02	7,25E-01	<b>1,87E+02</b>	1,42E-01	8,92E-01	2,20E-01	4,19E-01	4,82E-03	1,80E+01

Additional environmental impact indicators are computed in the LCA report but not reported in the EPD.

\*The results of this environmental impact indicator shall be used with care as the uncertainties on these results are high or as there is limited experience with the indicator.

**GWP** Global warming potential, total

**GWP,f** Global warming potential, fossil

**GWP,b** Global warming potential, biogenic

**GWP,luluc** Global warming potential, land use & land use change

**ODP** Ozone depletion potential

**AP** Acidification Potential

**EP,f** Eutrophication potential, freshwater

**EP,m** Eutrophication potential, marine

**EP,t** Eutrophication potential, terrestrial

**POCP** Photochemical ozone creation potential

**ADPE** Abiotic depletion potential minerals & metals

**ADPF** Abiotic depletion potential fossil fuels

**WDP** Water use deprivation potential

## RESOURCE USE PER DECLARED UNIT - MONTIRONE (BS)

USE OF RENEWABLE MATERIAL RESOURCES	UNITS / D.U.	UPSTREAM		CORE PROCESS		DOWNSTREAM					
		A1 	A2 	A3 	A1:A3	A4 	C1 	C2 	C3 	C4 	D 
<b>PERE</b>	[MJ]	5,92E+02	3,55E-02	1,64E+00	<b>5,94E+02</b>	4,05E-01	1,35E+00	6,28E-01	4,34E+00	1,55E-02	1,06E+02
<b>PERM</b>	[MJ]	0,00E+00	0,00E+00	0,00E+00	<b>0,00E+00</b>	0,00E+00	0,00E+00	0,00E+00	0,00E+00	0,00E+00	0,00E+00
<b>PERT</b>	[MJ]	5,92E+02	3,55E-02	1,64E+00	<b>5,94E+02</b>	4,05E-01	1,35E+00	6,28E-01	4,34E+00	1,55E-02	1,06E+02
<b>PENRE</b>	[MJ]	1,07E+04	1,37E+01	1,11E+01	<b>1,07E+04</b>	1,56E+02	7,00E+02	2,42E+02	4,01E+01	3,57E+00	1,89E+03
<b>PENRM</b>	[MJ]	0,00E+00	0,00E+00	8,29E-01	<b>8,29E-01</b>	0,00E+00	0,00E+00	0,00E+00	0,00E+00	0,00E+00	0,00E+00
<b>PENRT</b>	[MJ]	1,07E+04	1,37E+01	1,19E+01	<b>1,07E+04</b>	1,56E+02	7,00E+02	2,42E+02	4,01E+01	3,57E+00	1,89E+03
<b>SM</b>	[kg]	1,46E+03	0,00E+00	0,00E+00	<b>1,46E+03</b>	0,00E+00	0,00E+00	0,00E+00	0,00E+00	0,00E+00	0,00E+00
<b>RSF</b>	[MJ]	0,00E+00	0,00E+00	0,00E+00	<b>0,00E+00</b>	0,00E+00	0,00E+00	0,00E+00	0,00E+00	0,00E+00	0,00E+00
<b>NRSF</b>	[MJ]	0,00E+00	0,00E+00	0,00E+00	<b>0,00E+00</b>	0,00E+00	0,00E+00	0,00E+00	0,00E+00	0,00E+00	0,00E+00
<b>FW</b>	[m <sup>3</sup> ]	4,99E+00	5,65E-04	2,15E-02	<b>5,01E+00</b>	6,44E-03	3,44E-02	1,00E-02	1,76E-02	1,82E-04	3,60E-01

**PERE** Use of renewable primary energy excluding renewable primary energy resources used as raw materials

**PERM** Use of renewable primary energy resources used as raw materials

**PERT** Total use of renewable primary energy resources

**PENRE** Use of non-renewable primary energy excluding non-renewable primary energy resources used as raw materials

**PENRM** Use of non-renewable primary energy resources used as raw materials

**PENRT** Total use of non-renewable primary energy resources











**SM** Use of secondary raw materials

**RSF** Use of renewable secondary fuels


**NRSF** Use of non-renewable secondary fuels

**FW** Use of net fresh water











**OUTPUT FLOWS AND WASTE CATEGORIES - MONTIRONE (BS)**

 <b>WASTE GENERATION AND TREATMENT</b>	<b>UNITS / D.U.</b>	UPSTREAM		CORE PROCESS		DOWNSTREAM					
		A1 	A2 	A3 	A1:A3	A4 	C1 	C2 	C3 	C4 	D 
<b>HWD</b>	[kg]	2,72E+00	0,00E+00	0,00E+00	<b>2,72E+00</b>	0,00E+00	0,00E+00	0,00E+00	0,00E+00	0,00E+00	0,00E+00
<b>NHWD</b>	[kg]	7,99E+01	0,00E+00	0,00E+00	<b>7,99E+01</b>	0,00E+00	0,00E+00	0,00E+00	0,00E+00	1,00E+02	0,00E+00
<b>RWD</b>	[kg]	0,00E+00	0,00E+00	0,00E+00	<b>0,00E+00</b>	0,00E+00	0,00E+00	0,00E+00	0,00E+00	0,00E+00	0,00E+00
<b>CRU</b>	[kg]	0,00E+00	0,00E+00	0,00E+00	<b>0,00E+00</b>	0,00E+00	0,00E+00	0,00E+00	0,00E+00	0,00E+00	0,00E+00
<b>MFR</b>	[kg]	2,12E+02	0,00E+00	1,13E+01	<b>2,23E+02</b>	0,00E+00	0,00E+00	0,00E+00	9,00E+02	0,00E+00	0,00E+00
<b>MER</b>	[kg]	0,00E+00	0,00E+00	0,00E+00	<b>0,00E+00</b>	0,00E+00	0,00E+00	0,00E+00	0,00E+00	0,00E+00	0,00E+00
<b>EE</b>	[MJ]	0,00E+00	0,00E+00	0,00E+00	<b>0,00E+00</b>	0,00E+00	0,00E+00	0,00E+00	0,00E+00	0,00E+00	0,00E+00

- HWD** Hazardous waste disposed
- NHWD** Non-hazardous waste disposed
- RWD** Radioactive waste disposed
- CRU** Components for re-use
- MFR** Materials for recycling
- MER** Materials for energy recovery
- EE** Exported energy



**ENVIRONMENTAL IMPACTS - SEDEGLIANO (UD)**

 <b>TABLE OF MODULES POTENTIAL ENVIRONMENTAL IMPACTS</b>	UNITS / D.U.	UPSTREAM		CORE PROCESS		DOWNSTREAM					
		A1 	A2 	A3 	A1:A3	A4 	C1 	C2 	C3 	C4 	D 
<b>GWP</b>	kg CO <sub>2</sub> eq	7,01E+02	2,37E+01	1,53E+00	<b>7,27E+02</b>	7,87E+00	5,38E+01	1,82E+01	2,36E+00	2,78E-01	1,54E+02
<b>GWP,f</b>	kg CO <sub>2</sub> eq	7,01E+02	2,37E+01	1,52E+00	<b>7,26E+02</b>	7,87E+00	5,38E+01	1,82E+01	2,35E+00	2,78E-01	1,54E+02
<b>GWP,b</b>	kg CO <sub>2</sub> eq	5,21E-01	1,74E-03	1,70E-04	<b>5,23E-01</b>	5,78E-04	3,94E-03	1,34E-03	7,09E-03	3,59E-05	1,44E-02
<b>GWP,luluc</b>	kg CO <sub>2</sub> eq	2,19E-01	4,58E-04	6,03E-05	<b>2,19E-01</b>	1,52E-04	2,16E-03	3,52E-04	5,79E-03	1,36E-05	1,41E-02
<b>GWP,ghg</b>	kg CO <sub>2</sub> eq	7,01E+02	2,37E+01	1,53E+00	<b>7,27E+02</b>	7,87E+00	5,38E+01	1,82E+01	2,36E+00	2,78E-01	1,54E+02
<b>ODP</b>	kg CFC11 eq	1,40E-05	5,05E-07	3,70E-09	<b>1,45E-05</b>	1,68E-07	8,29E-07	3,88E-07	1,44E-08	4,02E-09	2,77E-06
<b>AP</b>	mol H+ eq	2,18E+00	4,67E-02	9,28E-03	<b>2,24E+00</b>	1,55E-02	5,04E-01	3,59E-02	1,12E-02	2,51E-03	5,73E-01
<b>EP,f</b>	kg P eq	1,34E-02	1,84E-05	2,80E-06	<b>1,34E-02</b>	6,10E-06	4,50E-05	1,41E-05	1,16E-04	9,54E-07	6,48E-03
<b>EP,m</b>	kg N eq	4,81E-01	1,64E-02	4,65E-03	<b>5,02E-01</b>	5,45E-03	2,37E-01	1,26E-02	2,16E-03	1,14E-03	1,13E-01
<b>EP,t</b>	mol N eq	5,26E+00	1,70E-01	5,03E-02	<b>5,48E+00</b>	5,67E-02	2,57E+00	1,31E-01	2,38E-02	1,24E-02	1,31E+00
<b>POCP</b>	kg NMVOCeq	2,10E+00	7,87E-02	1,24E-02	<b>2,19E+00</b>	2,62E-02	7,57E-01	6,06E-02	7,15E-03	3,71E-03	7,00E-01
<b>ADPE*</b>	kg Sb eq	1,43E-04	8,03E-07	1,93E-08	<b>1,43E-04</b>	2,67E-07	2,21E-06	6,18E-07	6,57E-08	1,07E-08	1,30E-03
<b>ADPF*</b>	MJ	1,07E+04	3,05E+02	2,64E+00	<b>1,10E+04</b>	1,01E+02	6,80E+02	2,35E+02	3,96E+01	3,48E+00	1,88E+03
<b>WDP*</b>	m <sup>3</sup>	1,87E+02	2,86E-01	4,17E-02	<b>1,87E+02</b>	9,50E-02	8,92E-01	2,20E-01	4,19E-01	4,82E-03	1,80E+01

Additional environmental impact indicators are computed in the LCA report but not reported in the EPD.

\*The results of this environmental impact indicator shall be used with care as the uncertainties on these results are high or as there is limited experience with the indicator.

**GWP** Global warming potential, total

**GWP,f** Global warming potential, fossil

**GWP,b** Global warming potential, biogenic

**GWP,luluc** Global warming potential, land use & land use change

**ODP** Ozone depletion potential

**AP** Acidification Potential

**EP,f** Eutrophication potential, freshwater

**EP,m** Eutrophication potential, marine

**EP,t** Eutrophication potential, terrestrial

**POCP** Photochemical ozone creation potential

**ADPE** Abiotic depletion potential minerals & metals

**ADPF** Abiotic depletion potential fossil fuels

**WDP** Water use deprivation potential

## RESOURCE USE PER DECLARED UNIT - SEDEGLIANO (UD)

USE OF RENEWABLE MATERIAL RESOURCES	UNITS / D.U.	UPSTREAM		CORE PROCESS		DOWNSTREAM					
		A1 	A2 	A3 	A1:A3	A4 	C1 	C2 	C3 	C4 	D 
<b>PERE</b>	[MJ]	5,99E+02	8,17E-01	1,07E-01	<b>6,00E+02</b>	2,72E-01	1,35E+00	6,28E-01	4,34E+00	1,55E-02	1,06E+02
<b>PERM</b>	[MJ]	0,00E+00	0,00E+00	0,00E+00	<b>0,00E+00</b>	0,00E+00	0,00E+00	0,00E+00	0,00E+00	0,00E+00	0,00E+00
<b>PERT</b>	[MJ]	5,99E+02	8,17E-01	1,07E-01	<b>6,00E+02</b>	2,72E-01	1,35E+00	6,28E-01	4,34E+00	1,55E-02	1,06E+02
<b>PENRE</b>	[MJ]	1,08E+04	3,14E+02	2,27E+00	<b>1,11E+04</b>	1,04E+02	7,00E+02	2,42E+02	4,01E+01	3,57E+00	1,89E+03
<b>PENRM</b>	[MJ]	0,00E+00	0,00E+00	4,37E-01	<b>4,37E-01</b>	0,00E+00	0,00E+00	0,00E+00	0,00E+00	0,00E+00	0,00E+00
<b>PENRT</b>	[MJ]	1,08E+04	3,14E+02	2,71E+00	<b>1,11E+04</b>	1,04E+02	7,00E+02	2,42E+02	4,01E+01	3,57E+00	1,89E+03
<b>SM</b>	[kg]	1,46E+03	0,00E+00	0,00E+00	<b>1,46E+03</b>	0,00E+00	0,00E+00	0,00E+00	0,00E+00	0,00E+00	0,00E+00
<b>RSF</b>	[MJ]	0,00E+00	0,00E+00	0,00E+00	<b>0,00E+00</b>	0,00E+00	0,00E+00	0,00E+00	0,00E+00	0,00E+00	0,00E+00
<b>NRSF</b>	[MJ]	0,00E+00	0,00E+00	0,00E+00	<b>0,00E+00</b>	0,00E+00	0,00E+00	0,00E+00	0,00E+00	0,00E+00	0,00E+00
<b>FW</b>	[m <sup>3</sup> ]	5,00E+00	1,30E-02	1,29E-03	<b>5,01E+00</b>	4,32E-03	3,44E-02	1,00E-02	1,76E-02	1,82E-04	3,60E-01

**PERE** Use of renewable primary energy excluding renewable primary energy resources used as raw materials

**PERM** Use of renewable primary energy resources used as raw materials

**PERT** Total use of renewable primary energy resources

**PENRE** Use of non-renewable primary energy excluding non-renewable primary energy resources used as raw materials

**PENRM** Use of non-renewable primary energy resources used as raw materials

**PENRT** Total use of non-renewable primary energy resources











**SM** Use of secondary raw materials

**RSF** Use of renewable secondary fuels

**NRSF** Use of non-renewable secondary fuels

**FW** Use of net fresh water











**OUTPUT FLOWS AND WASTE CATEGORIES - SEDEGLIANO (UD)**

 <b>WASTE GENERATION AND TREATMENT</b>	<b>UNITS / D.U.</b>	UPSTREAM		CORE PROCESS		DOWNSTREAM					
		A1 	A2 	A3 	A1:A3	A4 	C1 	C2 	C3 	C4 	D 
<b>HWD</b>	[kg]	2,72E+00	0,00E+00	7,00E-02	<b>2,79E+00</b>	0,00E+00	0,00E+00	0,00E+00	0,00E+00	0,00E+00	0,00E+00
<b>NHWD</b>	[kg]	7,97E+01	0,00E+00	0,00E+00	<b>7,97E+01</b>	0,00E+00	0,00E+00	0,00E+00	0,00E+00	1,00E+02	0,00E+00
<b>RWD</b>	[kg]	0,00E+00	0,00E+00	0,00E+00	<b>0,00E+00</b>	0,00E+00	0,00E+00	0,00E+00	0,00E+00	0,00E+00	0,00E+00
<b>CRU</b>	[kg]	0,00E+00	0,00E+00	0,00E+00	<b>0,00E+00</b>	0,00E+00	0,00E+00	0,00E+00	0,00E+00	0,00E+00	0,00E+00
<b>MFR</b>	[kg]	2,12E+02	0,00E+00	1,26E+01	<b>2,24E+02</b>	0,00E+00	0,00E+00	0,00E+00	9,00E+02	0,00E+00	0,00E+00
<b>MER</b>	[kg]	0,00E+00	0,00E+00	0,00E+00	<b>0,00E+00</b>	0,00E+00	0,00E+00	0,00E+00	0,00E+00	0,00E+00	0,00E+00
<b>EE</b>	[MJ]	0,00E+00	0,00E+00	0,00E+00	<b>0,00E+00</b>	0,00E+00	0,00E+00	0,00E+00	0,00E+00	0,00E+00	0,00E+00

- HWD** Hazardous waste disposed
- NHWD** Non-hazardous waste disposed
- RWD** Radioactive waste disposed
- CRU** Components for re-use
- MFR** Materials for recycling
- MER** Materials for energy recovery
- EE** Exported energy



**ENVIRONMENTAL IMPACTS - CATANIA**

 <b>TABLE OF MODULES POTENTIAL ENVIRONMENTAL IMPACTS</b>	UNITS / D.U.	UPSTREAM		CORE PROCESS		DOWNSTREAM					
		A1 	A2 	A3 	A1:A3	A4 	C1 	C2 	C3 	C4 	D 
<b>GWP</b>	kg CO <sub>2</sub> eq	6,94E+02	2,46E-03	8,45E-02	<b>6,94E+02</b>	1,60E+01	5,38E+01	1,82E+01	2,36E+00	2,78E-01	1,54E+02
<b>GWP,f</b>	kg CO <sub>2</sub> eq	6,93E+02	2,46E-03	8,43E-02	<b>6,93E+02</b>	1,60E+01	5,38E+01	1,82E+01	2,35E+00	2,78E-01	1,54E+02
<b>GWP,b</b>	kg CO <sub>2</sub> eq	4,39E-01	1,80E-07	1,56E-04	<b>4,39E-01</b>	1,18E-03	3,94E-03	1,34E-03	7,09E-03	3,59E-05	1,44E-02
<b>GWP,luluc</b>	kg CO <sub>2</sub> eq	2,17E-01	4,75E-08	5,46E-05	<b>2,17E-01</b>	3,10E-04	2,16E-03	3,52E-04	5,79E-03	1,36E-05	1,41E-02
<b>GWP,ghg</b>	kg CO <sub>2</sub> eq	6,94E+02	2,46E-03	8,45E-02	<b>6,94E+02</b>	1,60E+01	5,38E+01	1,82E+01	2,36E+00	2,78E-01	1,54E+02
<b>ODP</b>	kg CFC11 eq	1,42E-05	5,24E-11	4,16E-09	<b>1,42E-05</b>	3,41E-07	8,29E-07	3,88E-07	1,44E-08	4,02E-09	2,77E-06
<b>AP</b>	mol H+ eq	2,28E+00	4,84E-06	2,90E-04	<b>2,28E+00</b>	3,16E-02	5,04E-01	3,59E-02	1,12E-02	2,51E-03	5,73E-01
<b>EP,f</b>	kg P eq	1,33E-02	1,90E-09	2,04E-06	<b>1,33E-02</b>	1,24E-05	4,50E-05	1,41E-05	1,16E-04	9,54E-07	6,48E-03
<b>EP,m</b>	kg N eq	4,26E-01	1,70E-06	6,10E-05	<b>4,26E-01</b>	1,11E-02	2,37E-01	1,26E-02	2,16E-03	1,14E-03	1,13E-01
<b>EP,t</b>	mol N eq	4,73E+00	1,77E-05	5,14E-04	<b>4,73E+00</b>	1,15E-01	2,57E+00	1,31E-01	2,38E-02	1,24E-02	1,31E+00
<b>POCP</b>	kg NMVOC eq	1,99E+00	8,16E-06	1,23E-03	<b>1,99E+00</b>	5,33E-02	7,57E-01	6,06E-02	7,15E-03	3,71E-03	7,00E-01
<b>ADPE*</b>	kg Sb eq	2,31E-04	8,33E-11	6,00E-08	<b>2,31E-04</b>	5,43E-07	2,21E-06	6,18E-07	6,57E-08	1,07E-08	1,30E-03
<b>ADPF*</b>	MJ	1,05E+04	3,16E-02	3,12E+00	<b>1,05E+04</b>	2,06E+02	6,80E+02	2,35E+02	3,96E+01	3,48E+00	1,88E+03
<b>WDP*</b>	m <sup>3</sup>	1,29E+02	2,96E-05	3,18E-02	<b>1,29E+02</b>	1,93E-01	8,92E-01	2,20E-01	4,19E-01	4,82E-03	1,80E+01

Additional environmental impact indicators are computed in the LCA report but not reported in the EPD.

\*The results of this environmental impact indicator shall be used with care as the uncertainties on these results are high or as there is limited experience with the indicator.

**GWP** Global warming potential, total

**GWP,f** Global warming potential, fossil

**GWP,b** Global warming potential, biogenic

**GWP,luluc** Global warming potential, land use & land use change

**ODP** Ozone depletion potential

**AP** Acidification Potential

**EP,f** Eutrophication potential, freshwater

**EP,m** Eutrophication potential, marine

**EP,t** Eutrophication potential, terrestrial

**POCP** Photochemical ozone creation potential

**ADPE** Abiotic depletion potential minerals & metals

**ADPF** Abiotic depletion potential fossil fuels

**WDP** Water use deprivation potential



## RESOURCE USE PER DECLARED UNIT - CATANIA

USE OF RENEWABLE MATERIAL RESOURCES	UNITS / D.U.	UPSTREAM		CORE PROCESS		DOWNSTREAM					
		A1 	A2 	A3 	A1:A3	A4 	C1 	C2 	C3 	C4 	D 
<b>PERE</b>	[MJ]	6,09E+02	8,47E-05	8,30E-02	<b>6,09E+02</b>	5,52E-01	1,35E+00	6,28E-01	4,34E+00	1,55E-02	1,06E+02
<b>PERM</b>	[MJ]	0,00E+00	0,00E+00	0,00E+00	<b>0,00E+00</b>	0,00E+00	0,00E+00	0,00E+00	0,00E+00	0,00E+00	0,00E+00
<b>PERT</b>	[MJ]	6,09E+02	8,47E-05	8,30E-02	<b>6,09E+02</b>	5,52E-01	1,35E+00	6,28E-01	4,34E+00	1,55E-02	1,06E+02
<b>PENRE</b>	[MJ]	1,05E+04	3,26E-02	1,34E+00	<b>1,05E+04</b>	2,12E+02	7,00E+02	2,42E+02	4,01E+01	3,57E+00	1,89E+03
<b>PENRM</b>	[MJ]	0,00E+00	0,00E+00	1,84E+00	<b>1,84E+00</b>	0,00E+00	0,00E+00	0,00E+00	0,00E+00	0,00E+00	0,00E+00
<b>PENRT</b>	[MJ]	1,05E+04	3,26E-02	3,19E+00	<b>1,05E+04</b>	2,12E+02	7,00E+02	2,42E+02	4,01E+01	3,57E+00	1,89E+03
<b>SM</b>	[kg]	1,38E+03	0,00E+00	0,00E+00	<b>1,38E+03</b>	0,00E+00	0,00E+00	0,00E+00	0,00E+00	0,00E+00	0,00E+00
<b>RSF</b>	[MJ]	0,00E+00	0,00E+00	0,00E+00	<b>0,00E+00</b>	0,00E+00	0,00E+00	0,00E+00	0,00E+00	0,00E+00	0,00E+00
<b>NRSF</b>	[MJ]	0,00E+00	0,00E+00	0,00E+00	<b>0,00E+00</b>	0,00E+00	0,00E+00	0,00E+00	0,00E+00	0,00E+00	0,00E+00
<b>FW</b>	[m <sup>3</sup> ]	3,66E+00	1,35E-06	9,73E-04	<b>3,66E+00</b>	8,79E-03	3,44E-02	1,00E-02	1,76E-02	1,82E-04	3,60E-01

**PERE** Use of renewable primary energy excluding renewable primary energy resources used as raw materials

**PERM** Use of renewable primary energy resources used as raw materials

**PERT** Total use of renewable primary energy resources

**PENRE** Use of non-renewable primary energy excluding non-renewable primary energy resources used as raw materials

**PENRM** Use of non-renewable primary energy resources used as raw materials

**PENRT** Total use of non-renewable primary energy resources







**SM** Use of secondary raw materials

**RSF** Use of renewable secondary fuels

**NRSF** Use of non-renewable secondary fuels

**FW** Use of net fresh water

**OUTPUT FLOWS AND WASTE CATEGORIES - CATANIA**

 <b>WASTE GENERATION AND TREATMENT</b>	<b>UNITS / D.U.</b>	UPSTREAM		CORE PROCESS		DOWNSTREAM					
		A1 	A2 	A3 	A1:A3	A4 	C1 	C2 	C3 	C4 	D 
<b>HWD</b>	[kg]	1,52E-02	0,00E+00	1,20E-02	<b>2,72E-02</b>	0,00E+00	0,00E+00	0,00E+00	0,00E+00	0,00E+00	0,00E+00
<b>NHWD</b>	[kg]	1,10E+02	0,00E+00	0,00E+00	<b>1,10E+02</b>	0,00E+00	0,00E+00	0,00E+00	0,00E+00	1,00E+02	0,00E+00
<b>RWD</b>	[kg]	0,00E+00	0,00E+00	0,00E+00	<b>0,00E+00</b>	0,00E+00	0,00E+00	0,00E+00	0,00E+00	0,00E+00	0,00E+00
<b>CRU</b>	[kg]	0,00E+00	0,00E+00	0,00E+00	<b>0,00E+00</b>	0,00E+00	0,00E+00	0,00E+00	0,00E+00	0,00E+00	0,00E+00
<b>MFR</b>	[kg]	1,27E+02	0,00E+00	1,21E+01	<b>1,39E+02</b>	0,00E+00	0,00E+00	0,00E+00	9,00E+02	0,00E+00	0,00E+00
<b>MER</b>	[kg]	0,00E+00	0,00E+00	0,00E+00	<b>0,00E+00</b>	0,00E+00	0,00E+00	0,00E+00	0,00E+00	0,00E+00	0,00E+00
<b>EE</b>	[MJ]	0,00E+00	0,00E+00	0,00E+00	<b>0,00E+00</b>	0,00E+00	0,00E+00	0,00E+00	0,00E+00	0,00E+00	0,00E+00

- HWD** Hazardous waste disposed
- NHWD** Non-hazardous waste disposed
- RWD** Radioactive waste disposed
- CRU** Components for re-use
- MFR** Materials for recycling
- MER** Materials for energy recovery
- EE** Exported energy



### 3. CALCULATION RULES

The environmental burden of the product has been calculated according to EN 15804:2012+A2:2019<sup>1</sup> and PCR ICMQ-001/15 v3. This declaration is a cradle to gate with options EPD type, based on the application of Life Cycle Assessment<sup>2</sup> (LCA) methodology to the whole life-cycle system.

In the whole LCA model, infrastructures and production equipments are not taken into account.

Cutted, shaped, welded steel products at plant level were described by using specific data from manufacturing facilities placed in Vicenza, Montirone (BS), Sedegliano (UD) and Catania for year 2022. This EPD reports the single plants results.

Customized LCA questionnaires were used to gather in-depth information about all aspects of the production system (for example, raw materials contents and specifications, pre treatments, process efficiencies, air and water emissions, waste management), in order to provide a complete picture of the environmental burden of the system from raw materials supply (A1) to Transport (A2) and Manufacturing (A3).

The use phase was not considered according to EN:15804 and PCR ICMQ-001/15 v3, while transport to final destination (A4) and end of life phases (C1-C2-C3-C4-D) were considered. The product is designed for being incorporated into concrete structures. Therefore, in nominal installation and operating conditions, no emissions to air nor to water shall occur.

According to ISO 14040 and 14044, allocation is avoided whenever possible by dividing the system into sub-systems. When allocation cannot be avoided physical properties are used to drive flow analysis.

Data quality has been assessed and validated during data collection process.

According to EN:15804 the applied cut-off criterion for mass and energy flows is 1%.

<sup>1</sup>EN 15804:2012+A2:2019 Sustainability of construction works - Environmental product declarations Core rules for the product category of construction products.

<sup>2</sup>The LCA methodology is standardized at international level by ISO 14040 and ISO 14044.



# 4. SCENARIOS AND ADDITIONAL TECHNICAL INFORMATION



Broad scheme of hot-rolled reinforcing steel for concrete production, in which the main activities included in the system boundaries, are listed and divided in the three subsystems: **UPSTREAM** Process, **CORE** Module and **DOWNSTREAM** Process.

# UPSTREAM PROCESS



*Scheme of the considered system boundaries (upstream processes).*




**CORE PROCESS**



**A2 - Transportation**



Raw materials transportation from production or collection facilities to the production plant and internal transportation



**A3 - Manufacturing**



Plant production, including utilities

Packaging materials



Treatment of waste generated from the manufacturing processes



# DOWNSTREAM PROCESS



## A4 Distribution

Transport to the customers (general market average). Distances estimated considering the transported quantities and the distances from the different plants to the clients. Most of the clients are in the Italian country and a small portion abroad.

The means of transport used to deliver the products are truck and train. The main truck class emissions are modeled with Ecoinvent datasets for lorry >32 t, Euro 4, 5 and 6.

## C1 De-construction demolition

Dismantling and demolition operations required to remove the product from the building. Initial onsite sorting of the materials is included as well.

## C2 Transport

Transportation of the discarded product as part of the waste processing (to recycling site or to a final disposal site).

## C3 Waste processing

Waste processing, including collection of waste fraction from deconstruction and waste processing of material flows intended for reuse, recycling and energy recovery.

## C4 Disposal

Waste disposal including physical pre-treatment and management of the disposal site.

## D Reuse - Recovery - Recycling potential

Environmental impacts associated to waste use after the investigated system (including recycling).

In this module impacts arising from steel recycling are accounted, including avoided impacts associated to primary steel production. The result is expressed as net value between direct impact (i.e. recycling steel in EAF furnace) and avoided impact (i.e. producing steel from iron ore in BOF furnace).

## 5. OTHER OPTIONAL ADDITIONAL ENVIRONMENTAL INFORMATION

### 6. REFERENCES

- EN 15804:2012+A2:2019
- ISO 14040:2021
- ISO 14044:2021
- Life Cycle Assessment (LCA) for cutted, shaped and welded steel produced by Ferro Berica for EPD® purposes - Final Report
- EPDItaly General Programme Information v5.2
- PCR ICMQ-001/15 v3

### OTHER ENVIRONMENTAL CHARACTERISTICS OF FERRO BERICA PLANT

Ferro Berica is sensitive to environmental aspects and for this reason it develops, year after year, procedures and practices aimed at minimizing the impact on the surrounding environment.

The production cycle of cutting and shaping does not involve the use of water or any hazardous substance. Thanks to the use of advanced production programs and thanks to modern automatic systems, the entire production cycle of Ferro Berica is oriented towards minimizing scrap.

Scrap is 100% recyclable, normally it does not come into contact with any type of dangerous substance, so it does not require special treatments.

The transport and delivery of the shaped and assembled material at the customers' construction sites, are planned and coordinated with the transport of the raw material that comes from Alfa Acciai or Acciaierie di Sicilia, thus reducing the emission of CO<sub>2</sub> and fine dust.

"Car sharing" is used by some of the employees for the home-work transfer.

The paper documents provided to the customer are reduced to a minimum. Most of them are not printed but made available through a web portal from which the customer can view and download them.

Since 2018, the Vicenza plant has been equipped with a runoff water decantation plant (the so-called first rain water).