

# Environmental Product Declaration



In accordance with ISO 14025 and EN50693 for:

## ***1000 kVA Distribution Transformer- FES0301180 (111100)***



**MATELEC s.a.l.**

from

**Matelec**

Production site:	Matelec s.a.l. – Gharfine, Lebanon
Programme:	EPD Italy®, <a href="http://www.epditaly.it">www.epditaly.it</a>
Programme operator:	EPD Italy
EPD registration number:	EPDITALY0359
Declaration number:	EPD-IT-22-004
Issue date:	2022-10-20
Valid until:	2027-10-20



## Contact information

<b>EPD owner and company contacts:</b>	 <b>MATELEC s.a.l.</b> MATELEC s.a.l. Headquarters & Production Facility: Gharfine-Amchit, P.O. Box: 12 Jbeil - Lebanon +961 9 620 920; Email: <a href="mailto:matelec@matelecgroup.com">matelec@matelecgroup.com</a> Ref. Eng. Rabih Dib ( <a href="mailto:rabih.dib@matelecgroup.com">rabih.dib@matelecgroup.com</a> ) Eng. Pierre Haddad ( <a href="mailto:pierre.haddad@matelecgroup.com">pierre.haddad@matelecgroup.com</a> )
<b>LCA author and technical support:</b>	Life Cycle Assessment Center-University of Balamand Email: <a href="mailto:LCACenter@balamand.edu.lb">LCACenter@balamand.edu.lb</a> Via Deir El Balamand Street, Qalhat, Koura district P.O. Box 33 Amioun, North of Lebanon - Lebanon Ref. Dr. Rima Manneh ( <a href="mailto:rima.manneh@balamand.edu.lb">rima.manneh@balamand.edu.lb</a> ) Dr. Makram El Bachawati ( <a href="mailto:makram.bachawati@balamand.edu.lb">makram.bachawati@balamand.edu.lb</a> ) Eng. Marleine Boutros ( <a href="mailto:marleineboutros7@gmail.com">marleineboutros7@gmail.com</a> )
<b>Programme operator:</b>	 <a href="http://www.epditaly.it">www.epditaly.it</a>

## Programme information

<b>Programme:</b>	EPD Italy® Via Gaetano De Castillia, 10 20124 – Milano/Italy <a href="http://www.epditaly.it">www.epditaly.it</a>
<b>Reference Document:</b>	Regulations of the EPDItaly Programme rev 5.2, 2022-02-16

<b>Accountabilities for PCR, LCA and independent, third-party verification</b>
<b>Product Category Rules (PCR)</b>
<p>Core PCR EPDItaly007:20 Electronic and Electrical Products and Systems, revision 2 (2020-10-21)</p> <p>Sub PCR EPDItaly018:21 Electronic and Electrical Products and Systems-Power Transformers, revision v.3.5 (2021-12-13)</p> <p>SIST EN 50693. Product category rules for life cycle assessments of electronic and electrical products and systems (2020)</p>
<p>PCR review was conducted by: ICMQ S.p.A. – Certificazioni e controlli per le costruzioni - Moderator: Eng. Vito D'Incognito, Take Care International</p> <p>Sub PCR review was conducted by: ENEL S.p.A.; Life Cycle Engineering - Moderator: Massimo De Pieri, Life Cycle Engineering</p>
<b>Life Cycle Assessment (LCA)</b>
<p>LCA accountability: Life Cycle Assessment Center, University of Balamand, Lebanon</p> <p>***All explanatory information regarding the LCA can be found in:</p> <p><i>LCA report - Life cycle assessment of 1000 kVA distribution transformer FES0301180 (111100)</i></p>
<b>Third-party verification</b>
<p>Independent third-party verification of the declaration and data, according to ISO 14025:2006:</p> <p><input type="checkbox"/> internal    <input checked="" type="checkbox"/> external</p> <p>Third-party verification carried out by:</p> <p>ICMQ – Via Gaetano De Castilia, 10 – 20124 – Milano/Italy</p>
<p>Procedure for follow-up of data during EPD validity involves third-party verifier:</p> <p><input checked="" type="checkbox"/> Yes    <input type="checkbox"/> No</p>

### Accountability/responsibility:

Matelec releases EPD Italy from any non-compliance with environmental legislation self-declared by the manufacturer. The holder of the declaration will be responsible for the information and supporting evidence; EPD Italy declines all responsibility for the manufacturer's information, data, and results of the evaluation of the life cycle of the product.

### Scope of declaration:

This product EPD is based on the LCA study of Matelec's 1000 kVA distribution transformer-FES0301180 (111100) for which 2021-2022 is the reference year. The objective of the study was to conduct a cradle-to-grave LCA to publish third party verified data about the environmental performance of the product. EPDs relating to the same category of products but belonging to different programmes may not be comparable.

## Company information

Matelec s.a.l. was founded in 1974 to produce distribution transformers and has grown into a diversified electricity business player since then. Matelec enlarged its products offering to switch gears, package substations, and control and protection systems within its first decade. In parallel, Matelec expanded into engineering and contracting activities with the realization of complex HV, MV, and LV projects.

Throughout the years, Matelec expanded its manufacturing capabilities in the Mideast, Africa, and Europe with the acquisition or participation in many factories, namely Electrical Equipment Industries Co. (ELICO) in Jordan, International Transformers Matelec (ITM) in Egypt, Transfo Matelec in France, and lately Entreprise algérienne des équipements de transformation et de distribution électrique SPA (EDIEL SPA) in Algeria. Matelec is further exploring other geographic deployments and business ventures across these regions to optimize its global business portfolio.

Matelec employs more than 1000 people in the Mideast, Africa, and Europe.

Matelec guarantees high-quality products and services and provides its customers technical quality assistance in all project phases. Matelec is part of a multinational industrial group leader in the field of design, development, production, installation, sales and servicing of a range of electrical products and turnkey projects. In order to maintain its leadership, Matelec is committed to implementing a quality management system that meets the requirements of the international standard ISO 9001:2015. The system consists of a set of interacting processes continuously monitored, measured and analyzed. Actions are taken when results do not meet objectives providing a drive for continual improvement. It is the policy of Matelec to deliver error-free products on time. Quality, continual improvement and customer satisfaction are the personal responsibility of each employee. Moreover, Matelec's environmental, safety & health (ES&H) policy ensures that work is performed in a manner that protects the health and safety of employees and the public, preserves the quality of the environment, and prevents property damage. Having the ISO 14001:2015 and ISO 45001:2018, Matelec ensures that priority is given to ES&H issues in the planning and execution of all work activities.



## Product information

**Product name:**

1000 kVA distribution transformer-  
FES0301180 (111100)

FES0301180 distribution transformer has a power of 1000 kVA.

**1000 kVA distribution transformer-  
FES0301180 (111100)**

**Product identification:**

111100 – TR 1000KVA 25KV B2 P.ENCHUF-  
ONAN-C3H-TIER2

<b>Weight</b>	3425 kg
<b>Power</b>	1000 kVA
<b>Voltage</b>	25/0.42kV
<b>Frequency</b>	50 Hz
<b>Vector group</b>	Dyn11
<b>Type of cooling</b>	ONAN

**Product description:**

Transformers are devices used to transmit electricity over large distances. They transform network voltage to different levels based on requirements and needs. The 111100 distribution transformer is an oil immersed distribution transformer that transmits electricity over large distances. It converts medium network voltages to low network voltages. The

**UN CPC code:** 46121 – Electrical transformers

**Geographical scope:** Spain



## LCA information

### Functional unit:

One distribution transformer operational for 35 years

### Reference service life:

35 years

### Time representativeness:

September 2021 to August 2022

### Database(s) and LCA software:

Foreground data were obtained from Matelec Database. SimaPro (Analyst) software (version 9.3.0.3) developed by Pré Consultants was used to model the product system. Ecoinvent (version 3.8), United States Life Cycle Inventory (USLCI) and Industry Data 2.0 databases were used to get the background data. Ecoinvent was updated in 2021, USLCI in September 2015 and Industry Data between 2015 and 2019.

### Allocation:

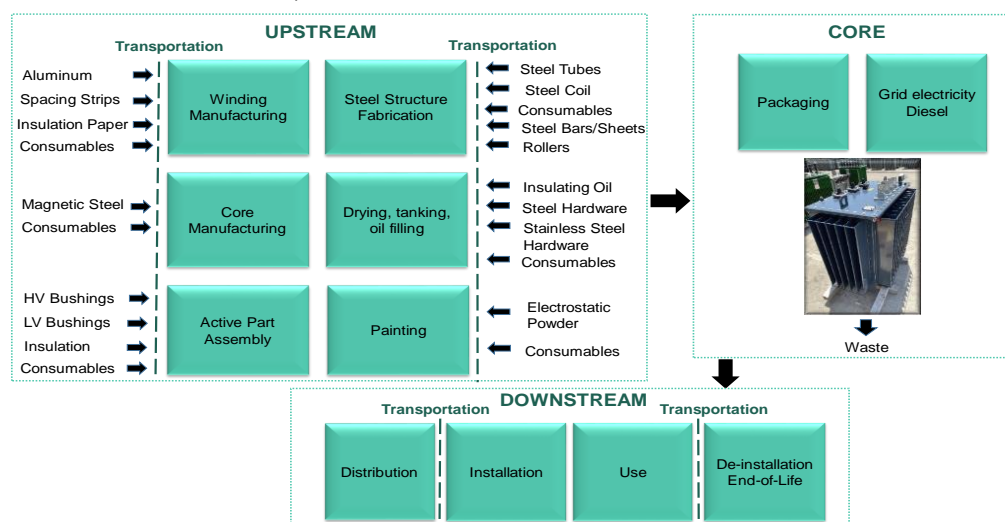
Allocation is performed to determine the amount of consumables needed for the distribution transformer. First, the total amount of consumables is computed for the year of study and for the whole production line (including distribution transformers and products). Then, the amount obtained is allocated to 1 kVA based on the total production of distribution transformers for that year and reverted back to 1000 kVA.

### Cut-off criteria:

0.1% cut-off criteria by mass is taken into consideration, meaning that the raw materials that weigh less than 0.1% of the total transformer mass are excluded from the scope of this work. In addition, this LCA study ensures that the total mass of those components excluded does not exceed 1% of the total mass of the transformer.

## System boundaries

Cradle-to-grave, including manufacturing (upstream and core), and downstream (distribution, installation, use, de-installation and end-of-life) modules.



### Modules declared and geographical scope

	Raw material supply	Transport	Manufacturing	Distribution	Installation	Use	End-of-life and de-installation
Module	Upstream		Core	Downstream			
Supply chain processes	Extraction of raw materials, production of semi-finished products and their transportation to Matelec plant.		Transformer assembling and packaging. Management of waste at plant.	Transport of transformer to the operation site in Spain, installation and use of the transformer operating for 35 years. De-installation and end-of-life of transformer which includes recycling, incineration with and without energy recovery and mineral oil incineration.			
Modules declared	X	X	X	X	X	X	X
Geography	RER	LB	LB	ES	ES	ES	ES

### Manufacturing

Windings are formed of HV round wire windings, LV foil windings, and insulation. HV windings are made of aluminum wire and spacing strips. LV windings are made of aluminum foil and bars. Insulation is made of electrical insulation paper. The magnetic core is manufactured using electrical steel cut to length and assembled at the core manufacturing workshop. An electrical varnish is used to protect the core. Windings are assembled to the magnetic core at the active part assembly workshop. The electrical connections (HV and LV bushings) are made, and the necessary insulating material (pressboard) is used. The steel structure of the transformers is manufactured by cutting, bending, and welding the steel sheets. The assembled tank and cover are then treated and painted using powder paint. The final step is drying the active part in a diesel-heated oven. Active parts are then put inside the tank and filled with mineral oil. At this stage, transformers are assembled using steel and stainless-steel hardware and are ready to be tested. Then, the rest of the accessories are mounted and the transformers are packed. During the production process, scrap from steel, aluminum, insulation presspaper and pressboard, as well as hazardous waste from the painting process are generated. Scrap is sent to a recycling facility in Tripoli, Lebanon, while the waste is disposed.

### Distribution

The distribution phase includes the road transport of the 1000 kVA distribution transformer-FES0301180 (111100) from Matelec – Lebanon to the port of Beirut – Lebanon in diesel-powered lorries, the transoceanic shipment from the port of Beirut to Spain ports, and the transport from the Spanish ports to the different warehouses in diesel-powered lorries. It is to be noted that the transoceanic distance considered is taken as the average of 4 distances by ship between the port of Beirut and each of the ports located closest to the 4 warehouses. An average distance by truck is then taken into consideration between each of the ports (located closest to the 4 warehouses) and the warehouses addresses. The distance from Matelec to the Port of Beirut is 41 km, the average transoceanic distance is 4084.12 km and the distance to the warehouses is 35.65 km.

### Installation

The installation of the distribution transformer is assumed to take place using a crane that operates for 15 minutes. Since this machine has a lifetime of 10 000 hours, 2.50 E-05 piece of equipment is needed. It is to be noted that the end-of-life of the packaging material (wood) is considered during this stage. It is assumed that 50% of the wood is incinerated with energy recovery and 50% is incinerated without any energy recovery.

Material	Amount (kg)	Waste Treatment	Percentage (%)
Wood	1.82E+01	Incineration with heat recovery	50
		Incineration	50

### Use

The use phase includes the Spanish electricity grid (medium voltage). The energy used by the distribution transformer during its reference service life of 35 years is 1.50E+06 kWh and it is calculated according to the following equation (PCR EPDItaly018, 2021):

$$E_d \text{ [kWh]} = [P_{load} * k_{load}^2 + P_{noload}] * t_{year} * RSL + P_{aux} * f_{aux} * t_{year} * RSL$$

Where:

$E_d$	=	The energy used by the distribution transformer during 35 years [kWh]
$P_{load}$	=	Load losses of the transformer = 8.36 kW
$P_{noload}$	=	No-load losses of the transformer = 0.797 kW
$k_{load}$	=	Average load factor of the transformer = 0.70
$t_{year}$	=	Total number of hours in a year = 8760 hours
RSL	=	Reference service life = 35 years
$P_{aux}$	=	Power loss due to auxiliary activities at no load = 0 kW
$f_{aux}$	=	Fraction of time in which ancillary equipment is operating = 0

\*\*\* No maintenance is needed for the distribution transformer during its 35 years' lifetime.

### De-installation and end-of-life

For the end-of-life, the distribution transformer's steel, aluminum and copper components are recycled and incinerated while the presspaper, wood and rubber are incinerated with energy recovery and without energy recovery according to the percentages defined in SIST EN 50693 (SIST EN 50693, 2020). The mineral oil is assumed to be incinerated at the end-of-life of the transformer. The de-installation of the distribution transformer is assumed to take place using a crane that operates for 15 minutes.

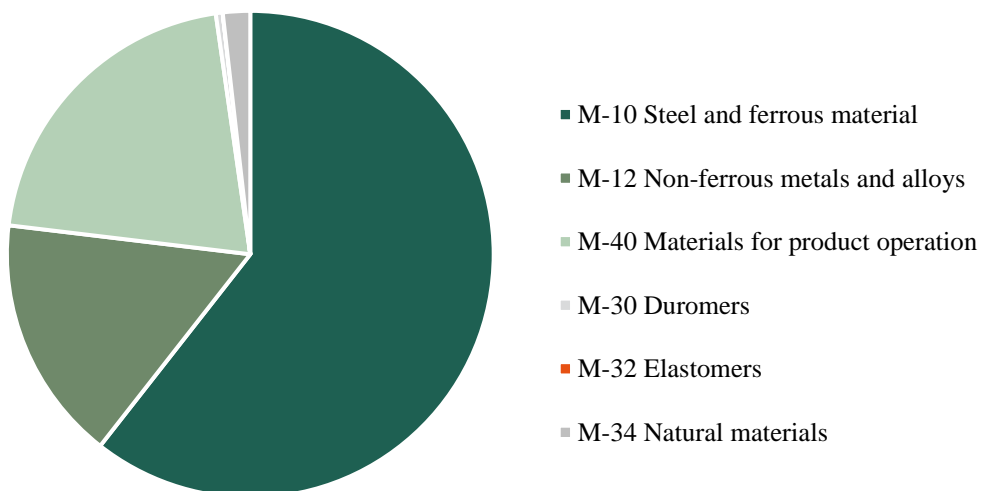
Material	Amount (kg)	Waste Treatment	Percentage (%)
Steel	2.06E+03	Recycling	80
		Incineration	20
Aluminum	5.52E+02	Recycling	70
		Incineration	30
Copper	2.13E+00	Recycling	60
		Incineration	40
Oil	7.07E+02	Incineration	100
Presspaper/ pressboard	6.15E+01	Incineration with heat recovery	50
		Incineration	50
Rubber	1.60E-01	Incineration with heat recovery	50
		Incineration	50



## Content declaration

### Product

Material	Material classes	Main material classes	Mass (kg)	Percentage (%)
Steel and ferrous material	M-101, M-119	M-10	2053.48	59.96
Stainless Steel	M-100		2.73	0.08
Aluminum	M-120	M-12	552.04	16.12
Copper	M-121		2.13	0.06
Mineral oil	M-410	M-40	707.00	20.64
Resins	M-302	M-30	15.42	0.45
Elastomers	M-320	M-32	0.16	0.00
Pressboard	M-341	M-34	32.16	0.94
Presspaper	M-341		29.30	0.86
Paint	-		11.00	0.32
<b>Total</b>	-		<b>3405.42</b>	<b>99.43</b>



### Packaging

Material	Material classes	Mass (kg)	Percentage (%)
Wood	M-340	18.17	0.53

## Substances of very high concern (SVHC)

The painting process involves the usage of powder paintings and coatings that contain the following hazardous substances:

Hazardous substances	CAS number	Hazardous substances	CAS number
Alkoxyated alkyl	174955-61-4	Potassium hydroxide	1310-58-3
Modified ethoxylated fatty alcohol	68154-99-4	Ethanol	64-17-5
Sodium nitrite	7632-00-0	Sodium orthophosphate	7601-54-9
Zinc nitrate	7779-88-6	Nitric acid	7697-37-2
Sodium hydroxide	1310-73-2	bis(2,3-epoxypropyl) terephthalate	7195-44-0
Zinc dihydrogen phosphate	13598-37-3	tris(oxiranylmethyl) benzene-1,2,4-tricarboxylate	7237-83-4
Orthophosphoric acid	7664-38-2	titanium dioxide	13463-67-7
Manganese dihydrogen phosphate	18718-07-5	2-ethyl-N,N-bis(2-ethylhexyl) hexylamine	1860-26-0
Zinc hexafluorosilicate	16871-71-9	2-Propenoic acid, 2-methyl-, methyl ester, polymer with butyl 2-propenoate, ethenylbenzene, 1,2-propanediol mono(2-methyl-2-propenoate) and 2-propenoic acid	37237-99-3
Nickel nitrate	13138-45-9	Solvent naphta (petroleum), light, aromatic	64742-95-6
Manganese nitrate	10377-66-9		

\*\*\* None of the substances listed above are considered as substances of very high concern (SVHC) on the REACH Candidate List published by the European Chemicals Agency.

## Environmental performance

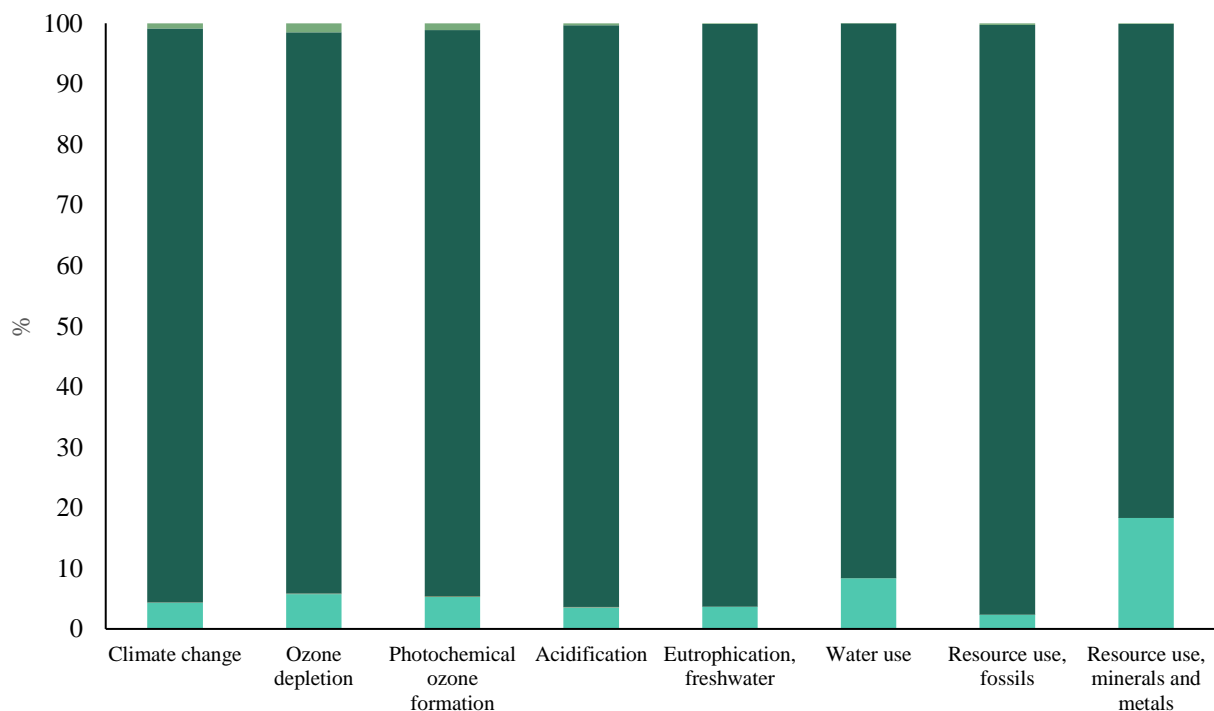
### Potential environmental impacts

		Manufacturing		Distribution	Installation	Use	De-installation End-of-life		
Impact category	Unit	Upstream	Core	Downstream				Total	
Climate change	Total	2.06E+04	1.37E+03	1.67E+02	3.93E+01	4.84E+05	4.28E+03	5.10E+05	
	Fossil	2.06E+04	1.40E+03	1.67E+02	1.27E+01	4.78E+05	4.18E+03	5.04E+05	
	Biogenic	-2.96E+01	-2.65E+01	7.91E-03	2.66E+01	1.96E+03	9.78E+01	2.03E+03	
	Land use and land use change	3.56E+01	4.43E-01	1.10E-01	2.09E-03	3.81E+03	2.53E-01	3.85E+03	
Ozone layer depletion	kg CFC-11 eq	1.54E-03	2.77E-04	3.40E-05	2.58E-06	2.95E-02	4.73E-04	3.18E-02	
Acidification	mol H+ eq	1.32E+02	1.83E+01	4.46E+00	7.95E-02	4.08E+03	1.39E+01	4.25E+03	
Eutrophication	kg P eq	6.60E+00	9.41E-02	6.82E-03	6.54E-04	1.75E+02	1.75E-01	1.82E+02	
Photochemical ozone formation	kg NMVOC	7.84E+01	2.25E+01	3.22E+00	1.21E-01	1.80E+03	2.15E+01	1.93E+03	
Resource use, minerals and metals	kg Sb eq	2.94E-01	9.22E-03	2.89E-04	1.50E-05	1.35E+00	2.04E-03	1.66E+00	
Resource use, fossils	MJ	2.50E+05	1.84E+04	2.22E+03	1.70E+02	1.12E+07	2.97E+04	1.15E+07	
Water use	m <sup>3</sup> depriv.	2.86E+04	7.40E+01	4.73E+00	1.64E-01	3.14E+05	4.89E+01	3.42E+05	

\*\*\* It is to be noted that the negative value of the biogenic carbon during the manufacturing stage is due to i) the wood used in the active part assembly, more precisely the insulation process for which the use of pressboard is required, ii) the winding manufacturing, for which insulation presspaper is needed and iii) the wood plates required in the packaging stage. Also, the climate change biogenic values are not in perfect balance since such balance cannot be accurately performed by the LCA software.

## Potential environmental impacts (%)

	Manufacturing		Distribution	Installation	Use	De-installation and End of life	
<i>Impact category</i>	<i>Upstream</i>	<i>Core</i>	<i>Downstream</i>				<i>Total</i>
Climate change	4.04	0.27	0.03	0.01	94.81	0.84	100.00
Ozone depletion	4.85	0.87	0.11	0.01	92.68	1.48	100.00
Acidification	3.11	0.43	0.10	0.00	96.02	0.33	100.00
Eutrophication	3.62	0.05	0.00	0.00	96.23	0.10	100.00
Photochemical ozone formation	4.07	1.17	0.17	0.01	93.47	1.11	100.00
Resource use, minerals and metals	17.77	0.56	0.02	0.00	81.53	0.12	100.00
Resource use, fossils	2.18	0.16	0.02	0.00	97.37	0.26	100.00
Water use	8.35	0.02	0.00	0.00	91.62	0.01	100.00



Analyzing 1 p 'Life cycle of FES0301180';  
 Method: EN 15804 + A2 Method V1.02 / EF 3.0 normalization and weighting set /  
 Characterization

■ Manufacturing  
 ■ Distribution  
 ■ Installation  
 ■ Use phase  
 ■ De-installation and End-of-life

## Use of resources

Parameter	Unit	Manufacturing		Distribution	Installation	Use	De-installation and End of life	Total
		Upstream	Core	Downstream				
Use of non-renewable primary energy excluding non-renewable primary energy resources used as raw material (PENRE)	MJ	2.21E+05	1.84E+04	2.22E+03	1.70E+02	1.12E+07	2.97E+04	1.14E+07
Use of renewable primary energy excluding renewable primary energy resources used as raw material (PERE)	MJ	3.40E+04	1.25E+03	1.77E+01	1.33E+00	2.52E+06	1.27E+02	2.56E+06
Use of non-renewable primary energy resources used as raw material (PENRM)	MJ	2.95E+04	0.00E+00	0.00E+00	0.00E+00	0.00E+00	0.00E+00	2.95E+04
Use of renewable primary energy resources used as raw material (PERM)	MJ	1.02E+03	3.77E+02	0.00E+00	0.00E+00	0.00E+00	0.00E+00	1.40E+03
Total use of non-renewable primary energy resources (primary energy and primary energy resources used as raw materials) (PENRT)	MJ	2.50E+05	1.84E+04	2.22E+03	1.70E+02	1.12E+07	2.97E+04	1.15E+07
Total use of renewable primary energy resources (primary energy and primary energy resources used as raw materials) (PERT)	MJ	3.50E+04	1.63E+03	1.77E+01	1.33E+00	2.52E+06	1.27E+02	2.56E+06
Net use of fresh water (FW)	m <sup>3</sup>	7.01E+02	2.50E+00	1.60E-01	9.04E-03	4.63E+03	1.67E+00	5.33E+03
Use of secondary materials (MS)	kg	0.00E+00	0.00E+00	0.00E+00	0.00E+00	0.00E+00	0.00E+00	0.00E+00
Use of renewable secondary fuels (RSF)	MJ	0.00E+00	0.00E+00	0.00E+00	0.00E+00	0.00E+00	0.00E+00	0.00E+00
Use of non-renewable secondary fuels (NRSF)	MJ	0.00E+00	0.00E+00	0.00E+00	0.00E+00	0.00E+00	0.00E+00	0.00E+00

## Waste production and output flows

Parameter	Unit	Manufacturing		Distribution	Installation	Use	De-installation and End of life	Total
		Upstream	Core	Downstream				
Hazardous waste disposed (HWD)	kg	0.00E+00	4.07E+00	0.00E+00	0.00E+00	0.00E+00	0.00E+00	4.07E+00
Non-hazardous waste disposed (NWHWD)	kg	6.44E-01	0.00E+00	0.00E+00	0.00E+00	0.00E+00	0.00E+00	6.44E-01
Radioactive waste disposed (RWD)	kg	0.00E+00	0.00E+00	0.00E+00	0.00E+00	0.00E+00	0.00E+00	0.00E+00
Materials for energy recovery (MER)	kg	0.00E+00	0.00E+00	0.00E+00	9.08E+00	0.00E+00	3.08E+01	3.99E+01
Material for recycling (MFR)	kg	0.00E+00	2.80E+02	0.00E+00	0.00E+00	0.00E+00	2.03E+03	2.31E+03
Components for reuse (CRU)	kg	0.00E+00	0.00E+00	0.00E+00	0.00E+00	0.00E+00	0.00E+00	0.00E+00
Exported thermal energy (ETE)	MJ	0.00E+00	0.00E+00	0.00E+00	0.00E+00	0.00E+00	0.00E+00	0.00E+00
Exported electricity energy (EEE)	MJ	0.00E+00	0.00E+00	0.00E+00	0.00E+00	0.00E+00	0.00E+00	0.00E+00

## References

- Boulay, A. M., Bare, J., Benini, L., Berger, M., Lathuilière, M. J., Manzardo, A., ... & Pfister, S. (2018). The WULCA consensus characterization model for water scarcity footprints: assessing impacts of water consumption based on available water remaining (AWARE). *The International Journal of Life Cycle Assessment*, 23(2), 368-378.
- Ecoinvent (2019). <http://www.ecoinvent.org/>
- EPDIItaly007 (2020). PCR for electronic and electrical products and systems rev.2. Retrieved from [www.epditaly.it](http://www.epditaly.it)
- EPDIItaly018 (2021). PCR for electronic and electrical products and systems-Power transformers v.3.5. Retrieved from [www.epditaly.it](http://www.epditaly.it)
- EPDIItaly Programme (2022). Regulations of the EPDIItaly Programme rev.5.2. Retrieved from [www.epditaly.it](http://www.epditaly.it)
- Goedkoop, M., Oele, M., Leijting, J., Ponsioen, T., Meijer, E. (2013). Introduction to LCA with SimaPro. <http://www.pre-sustainability.com/download/SimaPro8IntroductionToLCA.pdf> <https://www.pre-sustainability.com/simapro> (accessed September 2018).
- International Organization for Standardization (ISO), 14040:2006. Environmental management — Life cycle assessment — Principles and framework
- International Organization for Standardization (ISO), 14044:2006. Environmental management — Life cycle assessment — Requirements and guidelines
- LCA report - Life cycle assessment of 1000 kVA distribution transformer FES0301180 (111100)
- Matelec Group (2006). HV/LV three phase distribution transformers LEBANON - Reduced Losses. Accessed on June 19, 2020.
- NREL (n.d.). U.S. Life Cycle Inventory Database. Retrieved from <https://www.nrel.gov/lci/>
- PRé. (n.d.). Sustainability software for fact-based decision. Retrieved from <https://pre-sustainability.com/solutions/tools/simapro>
- SIST EN 50693 (2020). Product category rules for life cycle assessments of electronic and electrical products and systems.



[www.epditaly.it](http://www.epditaly.it)