FLUIDRA

In accordance with ISO 14025 and
EN 15804:2012+ A2:2019/AC:2021

PROGRAM OPERATOR
EPDItaly

PUBLISHER
EPDItaly

DECLARATION NUMBER
EPDFLUIDRASKYPOOL1.2
AND2.2_2025_1.0

REGISTRATION NUMBER
EPDITALY1546

ISSUE DATE
11 / 18 / 2026

EXPIRE DATE
11 / 18 / 2031

Environmental product declaration

SKYPOOL EGARA
Prefabricated modular pool system



EPD ITALY

ECO PLATFORM EPD VERIFIED

www.epditaly.it

FLUIDRA, S.A.
Passeig de Sanllehy, 25
08213 Polinyà, Spain

General information

EPD OWNER

Name of the company	FLUIDRA, S.A.
Registered office	Av. Alcalde Barnils, 69, 08174 Sant Cugat del Vallès, Barcelona, Spain
Contacts for information on the EPD	Marta Albet, malbetm@fluidra.com

PROGRAM OPERATOR

EPDItaly	Via Gaetano De Castillia n° 10 - 20124 Milano, Italy

INFORMATION ON THE EPD

Product name	SKYPOOL EGARA Prefabricated modular pool system: 1.2 m model 2.2 m model
Production Site	INQUIDE, Paseo Sanllehy, 25, Polinyà (Spain)
Summary description and technical information of products	Prefabricated modular pool system designed for new construction and renovation, suitable for recreational, sports and competition pools as well as leisure water facilities. The system consists of prefabricated steel panels assembled on site on a pre-existing concrete slab and lined with a reinforced PVC membrane. The panels are manufactured from carbon steel with a zinc-aluminium-magnesium coating, providing enhanced corrosion protection, structural strength and long-term durability, together with the tensioning and overflow systems and related fasteners forming the declared tank structure.
Scope of products	Two swimming pool tank models made with Skypool Egara panels with plan dimensions 25 m x 12 m (300 m² of swimming area) and depth 1.2m or 2.2 m.
Type of EPD	Specific product EPD
Products reference standards	• EN 1090-1: Execution of steel structures and aluminium structures — Part 1: Requirements for conformity assessment of structural components. • EN 1090-2: Execution of steel structures and aluminium structures — Part 2: Technical requirements for steel structures. • UNE-EN 13451-1: Swimming pool equipment. General safety requirements and test methods. • UNE-EN 13451-2 to 11: Swimming pool equipment. Additional specific safety requirements and test methods for different pool elements. • CTE DB-SE: Spanish Technical Building Code, Basic Document SE — Structural safety. • CTE DB-SE-AE: Actions on buildings. • CTE DB-SE-A: Steel. • NCSE-02: Earthquake-resistant construction standard — general and buildings parts. • EHE-08: Structural concrete instruction. • Eurocode 3: EN 1993-1-1 Design of steel structures: General rules and rules for buildings. • Eurocode 3: EN 1993-1-2 Design of steel structures: Structural fire design. • Eurocode 3: EN 1993-1-3 Design of steel structures: General rules: Supplementary rules for cold-formed members and sheeting. • Eurocode 3: EN 1993-1-4 Design of steel structures: General rules: Supplementary rules for stainless steels. • Eurocode 3: EN 1993-1-5 Design of steel structures: Plated structural elements. • Eurocode 3: EN 1993-1-8 Design of steel structures: Design of joints. • Eurocode 3: EN 1993-1-9 Design of steel structures: Fatigue. • Eurocode 3: EN 1993-1-10 Design of steel structures: Material toughness and through-thickness properties. • UNE-EN 10025: Hot-rolled products of structural steels — minimum mechanical properties.
CPC Code	42210 - Reservoirs, tanks, vats and similar containers, of iron, steel or aluminum, of a capacity exceeding 300 l, not fitted with mechanical or thermal equipment.

VERIFICATION INFORMATION

PCR	EPD Italy CORE PCR for Construction Products and services: ICMQ-001 (rev. 4, 10/11/2025). EPDItaly 049 Sub PCR- Tank for swimming pool (rev. 0, 2025/11/10). Sub PCR review performed by: Elena Neri, Camilla Facheris and Elena Baldereschi.
EPDItaly Regulation	Regulations of the EPDItaly Programme (rev. 7.1, 05/09/2025).
Project Report LCA	Life Cycle Assessment report of Fluidra's SKYPOOL EGARA Prefabricated modular pool system.
Independent Verification/ Validation Statement	Independent verification of the declaration and data, carried out according to ISO 14025: 2010. ○ Internal ● External Third party verification carried out by: ICMQ S.p.A., via Gaetano De Castillia n ° 10 - 20124 Milan, Italy. Accredited by Accredia.
Comparability Statement	Environmental statements published within the same product category, but from different programs, may not be comparable. In particular, EPDs of construction products may not be comparable if they do not comply with EN 15804: 2012 + A2: 2019.
Liability Statement	FLUIDRA, S.A. releases EPDItaly from any non-compliance with environmental legislation. The holder of the declaration will be responsible for the information and supporting evidence. EPDItaly disclaims any responsibility for the information, data and results provided by FLUIDRA, S.A. for life cycle assessment.

OTHER INFORMATION

EPD comparability	EPD related to the same category of products but belonging to different programmes may not be comparable. EPD for construction products may not be comparable unless compliant with EN 15804. Comparisons are only meaningful for swimming pool tanks that serve the same function and have the same volume.



1. Organisation description

FLUIDRA, S.A. is a global company in the pool and wellness industry. It manufactures and distributes components for the construction, renovation and maintenance of residential and commercial pools. Fluidra's portfolio includes well-established international brands, such as AstralPool, Zodiac, Jandy and Polaris, among others. Fluidra operates an extensive industrial and logistics network, with more than 36 factories in 12 countries and logistics hubs in all key markets, supported by specialized third-party suppliers. As part of this industrial network, Inquide S.A.U. specializes in the design and manufacture of stainless-steel structures and components for swimming pools and leisure water facilities. The declared SKYPOOL EGARA panels are manufactured by INQUIDE, S.A.U. (Fluidra) at Paseo Sanllehy 25, Polinyà, 08213 Barcelona, Spain. INQUIDE holds an environmental management system certified to ISO 14001:2015 and a qualitative management system certified to ISO 9001:2015.

Fluidra operates an extensive industrial and logistics network, with more than 36 factories in 12 countries

2. Product description

This EPD covers Fluidra's SKYPOOL EGARA prefabricated modular pool system designed for both new construction and renovation projects. The system consists of prefabricated panels assembled on site, enabling efficient installation while providing flexibility to accommodate a wide range of pool configurations. The panels are manufactured from carbon steel coated with a zinc-aluminium-magnesium alloy, providing enhanced corrosion protection, high structural strength and long-term durability.

SKYPOOL EGARA is suitable for a broad range of applications, including recreational, sports and competition pools, as well as leisure water facilities.

Two models of SKYPOOL EGARA tanks are declared which belong to the same product family, share materials and manufacturing technology, and are assessed with identical system boundaries and scenario assumptions.

The tank functions as a structural and watertight containment system, retaining the water body and withstanding the associated hydrostatic loads. The modular steel panel system provides the load-bearing structure of the pool tank, offering an alternative to conventional reinforced-concrete pool construction.

Declared components include coated steel panels, overflow channel and tensioning system, reinforced PVC liner, metal fasteners and anchors, ABS hydraulic fittings and main drain, and installation auxiliaries that form part of the declared product.

Exclusions include pre-existing concrete slab and civil groundworks; water treatment, filtration, heating, pumping, lighting and chemical dosing systems; and other ancillary pool systems outside the tank structure.



2.1. TECHNICAL INFORMATION

The SKYPOOL EGARA modular pool system uses panels manufactured from carbon steel with zinc-aluminium-magnesium coating and assembled on a pre-existing concrete slab (slab outside system boundary). A tensioning system adjusts wall alignment and transfers water loads to the slab. Panels are bolted and chemically anchored. Once assembled, panels are lined with a reinforced PVC membrane.

This EPD covers two models of SKYPOOL EGARA with the same dimensions and swimming area, but different depths (1.2 m and 2.2 m) and volumes. In that sense, it shall be noted that comparisons are only meaningful for swimming pool tanks that serve the same function and have the same volume.

Model	Dimensions (L x W) (m)	Depth (m)	Swimming area (m^2)	Volume (m^3)
1.2 m	25 x 12	1.2	300	360
2.2 m	25 x 12	2.2	300	660

Intended applications include recreational, sports and competition and training pools and leisure water facilities. Geographical scope of the EPD follows the sales-weighted installation mix used in the LCA (Spain, United Kingdom, Belarus, Paraguay, Argentina and Australia).



2.2. MANUFACTURING PROCESS

Skypool panels are manufactured from steel sheets, tubes and bars according to production drawings and work orders. The steel is processed using sheet-metal laser cutting, sheet-metal panel bending, press-brake bending, tube laser cutting, CNC turning and manual welding.

SKYPOOL EGARA panels are manufactured at INQUIDE from pre-coated structural carbon steel sheets, tubes and bars, following project-specific production drawings and work orders. The main material used for the panels is S390GD structural steel, or equivalent, supplied as coils with a metallic zinc-aluminium-magnesium coating.

The coating is applied to the steel strip through a continuous hot-dip process, forming a protective metallic layer with a typical coating mass of 310 g/m². This zinc-aluminium-magnesium coating provides galvanic protection to the steel substrate and is designed to improve corrosion resistance in demanding environments, including humid, chlorinated and outdoor swimming pool applications.

The manufacturing process starts with reception, identification and inspection of the coated steel material. The steel sheets and profiles are then mechanically processed according to the geometry and structural requirements of each pool project. Manufacturing operations may include cutting, punching, laser cutting, forming, folding and drilling of the steel components. Panel geometry, fixing points and openings are produced according to the pool dimensions, panel height, overflow configuration, tensioning system and anchoring layout.

Once machined and formed, the panels and related metallic components are prepared for assembly. The SKYPOOL EGARA system includes structural panels, bolted connections, tensioning elements, overflow channel components, fasteners and anchoring interfaces. The tensioning system is designed to transfer hydrostatic loads to the concrete slab and to allow adjustment of wall verticality and alignment during installation.

A key characteristic of the zinc-aluminium-magnesium coating is its self-healing behavior at cut edges and machined areas. After operations such as punching or laser cutting, the coating contributes to the formation of a protective layer on exposed edges, helping maintain corrosion protection without requiring additional treatment of these areas under normal manufacturing conditions.

After fabrication, the components are inspected, grouped according to the project bill of materials and packed for transport. Packaging typically includes kraft paper, plastic film and wooden pallets. Final assembly takes place on site, where the prefabricated panels are positioned on a pre-existing concrete slab, fixed with chemical anchors and joined by bolted connections. The overflow channels and tensioning system are installed, adjusted and levelled, and the tank is subsequently lined with a reinforced PVC membrane to ensure watertightness.

2.3. DECLARATION OF CONTENT

Main materials per functional unit (1 m² of swimming area) including installation materials that form part of the declared product are listed below. The panels are packed in paper kraft and plastic film on wooden pallets which are not reused.

Product component materials	1.2 m model (kg/FU)	2.2 m model (kg/FU)
Steel panels, tensioners and fasteners	19.30	32.89
Reinforced PVC liner	3.41	3.62
Other materials	0.68	0.39
Total product	**23.39**	**36.90**
Packaging materials	**1.2 m model (kg/FU)**	**2.2 m model (kg/FU)**
Plastic film	0.04	0.048
Kraft paper	0.014	0.017
Wood pallet	1.067	1.267
PET strapping	0.016	0.019
Total packaging	**1.137**	**1.350**
TOTAL (product+packaging)	**24.52**	**38.25**

Note: The carbon steel coated with zinc-aluminium-magnesium alloy used in panels contains 26.1% post-consumer recycled content, as documented in the supplier's EPD.

The product as placed on the market does not contain substances on the REACH Candidate List substances above 0.1% w/w. The products do not contain biogenic carbon, while the kraft paper and the wood pallet do contain biogenic carbon.

Biogenic carbon content	1.2 m model (kg C/FU)	2.2 m model (kg C/FU)
Biogenic carbon content of the product	0	0
Biogenic carbon content of the associated packaging	0.42	0.50

Note: 1 kg of biogenic carbon is equivalent to 44/12 kg of CO_2

2.4. FUNCTIONAL UNIT

In accordance with Sub-PCR EPDItaly049, the functional unit is 1 m² of swimming area (internal tank surface available for swimming) of a swimming pool tank for training / commercial use. Results are reported separately for the 1.2 m and 2.2 m depth models. The reference flow is one complete declared tank of each model scaled to 1 m² of swimming area.

Model	Swimming area (m²)	Total mass (kg)	Reference flow (kg/m²)
1.2 m	300	7016.1	23.39
2.2 m	300	11068.6	36.90

2.5. REFERENCE SERVICE LIFE

In accordance with Sub-PCR EPDItaly049, a fixed reference service life (RSL) of 40 years is applied as a constant fixed reference for all swimming pool tanks. The RSL value depends on both the product's properties and the specific conditions of use. To support the declared RSL, the tank shall be installed in accordance with Fluidra installation guidelines and the project specific structural design:

- A properly designed and level concrete slab within specified tolerances;
- Correct installation of chemical anchors, tensioners and structural supports;
- Adequate drainage behind buried structures;
- Waterproof connection between the reinforced PVC liner and the surrounding waterproofing;
- Electrical grounding of the metallic structure as required by local regulations;
- Compliance with applicable structural and seismic design requirements;
- Where accessible technical spaces surround the structure, adequate ventilation shall be provided to limit moisture and chloramine-rich atmospheres.

The system is designed for continuous operation under normal swimming pool conditions over RSL, and it is compatible with conventionally chlorinated pools and with saltwater pools using electrolytic chlorination, provided water chemistry remains within commercial swimming pool limits. The structural system panels lined with continuous reinforced PVC liner) is designed as a low-maintenance solution. Recommended practices include annual inspection and maintenance of pool water chemistry within commercial swimming-pool operating limits. Periodic liner renewal is modelled in module B2, adopting a conservative assumption of replacement every 15 years (two renewals over the RSL).



3. System boundary

The system boundary is defined as cradle-to-gate with options, modules A4, A5, B2, B4, modules C1-C4 and module D. It covers the product stage (A1-A3), construction process stage (A4-A5), the maintenance (B2), the replacement (B4), the end-of-life stage (C1-C4) and the benefits and loads beyond the system boundaries (D).

Modules B1, B3, B5, B6 and B7 are not declared (MND). B6 and B7 are excluded because the tank is a passive containment structure; operational energy and water of hydraulic/treatment systems are outside the product system.

Life-cycle stage	Module	Description	Status
Product stage	A1	Raw material supply	Declared
	A2	Transport to manufacturer	Declared
	A3	Production	Declared
Construction process stage	A4	Transport from gate to the site	Declared
	A5	Installation	Declared
Use stage	B1	Use	MND
	B2	Maintenance	Declared
	B3	Repair	MND
	B4	Replacement	Declared
	B5	Refurbishment	MND
	B6	Operational energy use	MND
	B7	Operational water use	MND
End of life stage	C1	Deconstruction/demolition	Declared
	C2	Transport	Declared
	C3	Waste processing	Declared
	C4	Disposal	Declared
Benefits and loads beyond the system boundaries stage	D	Reuse / recovery / recycling potential	Declared

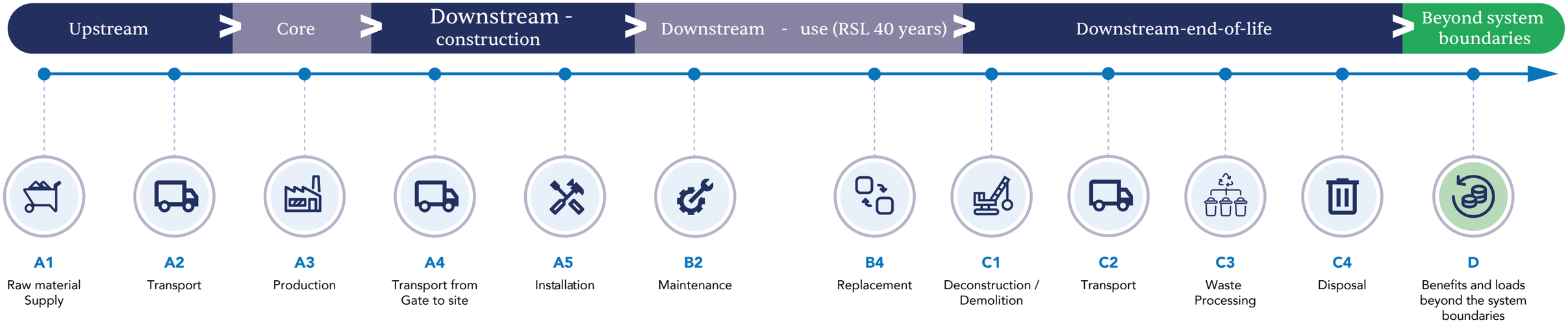





3.1. CUT-OFF AND EXCLUSIONS

Cut-off rules follow Sub-PCR EPDItaly 049, ch. 8. Flows may be excluded if their contribution to total mass or energy in each declared module is less than 2%. Application is based on expert judgement supported by a mass/energy screening of the LCI and exclusions are documented in the LCA report. No known environmentally significant flows or hazardous substances present in the product system have been omitted under this rule.

Main cut-off exclusions are:

- Production of packaging of intermediate purchased components (A1–A2).
- Minor process consumables and unmeasured welding/laser emissions (A3).
- Packaging of installation auxiliaries, generator lubricating oil and manual hand tools (A5).

In accordance with Sub-PCR EPDItaly 049, the following processes are excluded from the system boundary rather than by the 2% cut-off:

- External systems not supplied by the Fluidra, i.e.: water treatment, heating, filtration, etc.
- Site preparation and foundation groundworks in A5.
- Production and maintenance of equipment, machinery and buildings, personnel travel and research and development activities in A1–A3.



3.2. ASSUMPTIONS

The following assumptions have been applied:

- The same system boundary, scenarios and data-quality requirements apply to both assessed models (1.2 m and 2.2 m depth).
- Installation and end-of-life parameters are supported by reference projects, combined with country-specific background data for transport, energy and waste treatment where available.
- The tanks are installed in several export markets and to reflect this global market, declared downstream scenarios for modules A4, A5 and C are based on the sales-weighted geographical distribution of installations over the last three years.
- Purchased components (including the PVC liner) are inventoried in A1, while A5 covers on-site installation ancillary materials and energy.
- Periodic liner renewal is modelled in B2 every 15 years over the RSL (two renewals).
- Steel coil impacts (A1–A3) are taken from the supplier EPD; end-of-life of all materials is recalculated in this study per Sub-PCR EPDItaly 049.
- Impacts of the reinforced PVC liner and its installation products are based on manufacturer information. Cleaners, adhesives and sealants are modelled from TDS/SDS composition using ecoinvent processes.
- Other background processes use ecoinvent v3.11, allocation cut-off by classification.
- Road distances preferably from Google Maps and sea distances from Ecotransit.org. Road freight uses ecoinvent lorry datasets (t·km) with average load factor and empty returns already included; distances are entered one-way and not doubled.
- Production-site electricity is modelled with a market-based approach (EPDItaly). For 2025, purchased electricity is modelled as 100% renewable via Guarantees of Origin (CNMC) for Axpo Iberia, S.L. with a mix of 83.4% wind and 16.6% hydro; GWP-total 0.0256 kg CO_2e/kWh.
- Purchased manufacturing electricity is declared in A3, in accordance with Sub-PCR EPDItaly049, ch. 6.3 (energy used in the core module). This assignment is retained in preference to the EPDItaly Technical Guideline reading of EN 15804+A2 (generation in A1), because the Sub-PCR is product-specific and mandatory on this point. The A1–A3 total is unchanged.

3.3. DATA ORIGIN AND MODELLING



To ensure the representativeness of the study, the following data sources and modelling tools are used:

- Primary (specific) data: measured data or data calculated from production records, invoices and meters at Inquide S.A.U., Polinyà (Barcelona), Spain, for the reference year 2025. Data collection and review were carried out between 1 April 2026 and 14 August 2026.
- Secondary (background) data:
  - Supplier EPD (specific): steel coils, aggregated modules A1–A3;
  - Manufacturer information and TDS/SDS for the reinforced PVC liner and installation auxiliaries, modelled with ecoinvent processes where required;
  - Generic database: ecoinvent v3.11, system model allocation, cut-off by classification, for remaining materials, energy, transport and waste treatment not covered by primary data or supplier EPDs.

3.4. ALLOCATION PROCEDURE

For Fluidra foreground processes, allocation is avoided wherever possible by using product-specific data. Where shared utilities, overheads or mixed waste streams cannot be subdivided, physical (mass) allocation based on total annual production is applied.

End-of-life and Module D follow EN 15804+A2, Annex D and Sub-PCR EPDItaly 049, ch. 6.6–6.7. Output flows and Module D are modelled consistently with the declared C1–C4 scenarios; Module D accounts for net benefits and loads beyond the system boundary.

For background data, the allocation procedures of the selected datasets are adopted. ecoinvent v3.11 (allocation, cut-off by classification) is used where supplier-specific data are not available. Aggregated A1–A3 results from supplier EPDs are used without further allocation.



4. Scenarios
(transport, installation, use, end-of-life)

A4 Transport to site. Module A4 covers the transportation of the finished product to a weighted average customer, based on sales over the last three complete available years. This reflects the global market of the product and the project-specific nature of each installation, whose destination may vary from one order to another. The following sales scenario is considered (% in weight): Spain 39.3%, United Kingdom 17.4%, Belarus 13.4%, Paraguay 12.3%, Argentina 12.3%, Australia 5.3%.

Process	1.2 m model	2.2 m model
Mass transported	24.52 kg/m² (functional unit)	38.25 kg/m² (functional unit)
Bulk density	290 kg/m³	290 kg/m³
Vehicle type used for transport	Road: Lorry > 32t, EURO 6, diesel, 0.56 l/km Sea: Container ship, HFO	Road: Lorry > 32t, EURO 6, diesel, 0.56 l/km Sea: Container ship, HFO
Distance	Road : 458 km Sea : 5193 km	Road : 458 km Sea : 5193 km
Capacity utilisation (including empty returns)	Road: as in ecoinvent (0.499) Sea: not available	Road: as in ecoinvent (0.499) Sea: not available



A5 Installation. On site, the prefabricated panels, overflow channel and related components are assembled, and the reinforced PVC liner is installed and welded, including mechanical fixing with anchors and fasteners. Installation energy covers diesel used for unloading and handling and electricity from a site generator for powered tools. Ancillary materials required for liner installation (such as contact adhesive, liquid PVC and related products) are included. Packaging delivered with the tank is removed at the installation site and treated by recycling or landfill using sales-weighted rates (43.5% for kraft paper, 25.3% for plastics and 33.0% for wood, where applicable; the residual fraction is sent to landfill). An installation wastage allowance for the reinforced PVC liner is also included: the surplus shipped beyond the net installed quantity is treated as installation waste in A5. Transport of packaging and liner installation waste to waste management is modelled as 50 km.

Process / element	Description	Unit	Quantity per 1 m² (FU) of 1.2 m model	Quantity per 1 m² (FU) of 2.2 m model
Transport of auxiliar materials	Road transport of A5 installation materials (adhesives, rivets, cleaner, etc.).	tkm	0.46	0.66
	Sea leg of the same A5 materials, where applicable.	tkm	10.18	16.46
	Road transport of diesel to the construction site	tkm	0.03	0.03
Energy consumption during the installation process				
Unloading	Diesel consumption of a truck-mounted crane during unloading and of a forklift during on-site handling (42.8 MJ/kg)	kg	0.31	0.31
		MJ	13.13	13.13
Equipment energy	Diesel consumption of a diesel generator feeding the different electric-powered equipment used.	MJ	10.70	13.71
Ancillary materials for installation				
Contact adhesive	Contact adhesive for liner installation	kg	0.17	0.17
Expansion rivets	Mechanical fixings used during liner installation	kg	0.007	0.006
Liquid PVC	Weld-joint finishing and seam sealer	kg	0.03	0.03
Cleaner	Solvent cleaner for liner installation surfaces	kg	0.05	0.05
Geotextile	PP geotextile under liner (1.2 m model only)	kg	0.30	0
Metal fasteners	Bolts/fasteners for panel and overflow assembly	kg	0.59	0.96
Anchor	Threaded rod	kg	0.30	0.46
	Chemical anchoring paste	kg	0.04	0.05
Water	The use of water is not required	m³	0	0
Waste materials				
Waste flows	Plastic film packaging waste (75% landfill; 25% recycling)	kg	0.04	0.05
	Kraft packaging paper waste (57% landfill; 43% recycling)	kg	0.01	0.02
	Wood pallet waste (67% landfill; 33% recycling)	kg	1.067	1.267
	PET strap packaging waste (75% landfill; 25% recycling)	kg	0.016	0.019
	Surplus liner[1] (86% landfill; 14% recycling)	kg	0.51	0.38
	Transport of A5 packaging and liner waste to treatment; 50 km assumed.	tkm	0.08	0.09
Direct emissions				
Fuel combustion	Direct emissions associated with the use of diesel		(as per ecoinvent)	(as per ecoinvent)

[1] Liner wastage differs between models because standard liner roll dimensions align more closely with the 2.2 m tank geometry than with the 1.2 m geometry, resulting in a lower offcut ratio for the deeper model.

B2 Maintenance. If Fluidra's maintenance recommendations are followed, routine activities are limited to inspection of panels, anchors and fasteners, with adequate ventilation of the perimeter gallery. These inspections are manual and do not generate measurable material, energy or water flows, nor relevant waste; they are therefore not included in the inventory. The reinforced PVC liner has a service life of about 15 years or more, depending on use conditions. Conservatively, two liner replacements are modelled over the 40-year RSL (years 15 and 30), including associated installation auxiliaries and end-of-life of the removed liner with the same recycling/landfill split as modules C3/C4.

Scenario information	Description	Unit	Quantity per 1 m² (FU) of 1.2 m model	Quantity per 1 m² (FU) of 2.2 m model
Maintenance process	FLUIDRA provides maintenance recommendations to their clients. routine activities are mainly inspection of panels, anchors and fasteners. The perimeter gallery shall be adequately ventilated. The reinforced PVC liner has a service life of 15 years, depending on use conditions (indoor or outdoor pool, UV exposure, water treatment regime, etc.), and must be replaced.			
Maintenance cycle	Liner replacement every 15 years	Number per RSL	2	2
Ancillary materials for maintenance				
Liner	Gross amount of reinforced PVC liner	kg/cycle	3.92	4.00
Contact adhesive	Contact adhesive for liner installation	kg/cycle	0.17	0.17
Expansion rivets	Mechanical fixings used during liner installation	kg/cycle	0.01	0.01
Liquid PVC	Weld-joint finishing / seam sealer (aesthetic)	kg/cycle	0.02	0.02
Cleaner	Solvent cleaner for liner installation surfaces	kg/cycle	0.05	0.05
Water	Net freshwater consumption is not required during maintenance	kg/cycle	0	0
Waste materials generated by the substitution of the liner				
Liner	Removed liner sent to recycling (14%)	kg/cycle	0.54	0.55
	Removed liner sent to landfilling (86%)	kg/cycle	3.38	3.45
Other	Residues of contact adhesive, expansion rivets and PVC removed and sent to landfilling (100%)	kg/cycle	0.26	0.26
Energy input during maintenance				
Equipment energy	Diesel consumption of a diesel generator feeding the different electric-powered equipment used.	MJ/cycle	9.73	12.74
Transport				
Diesel transport	Transport of diesel	tkm	0.01	0.01
Materials transport	Road transport	tkm	2.43	2.48
	Sea transport	tkm	21.67	22.12
Waste transport	Transport of disposed materials (removed liner)	tkm	0.21	0.21

B4 Replacement. Model B4 is declared. To avoid double counting, no additional replacement flows are assigned to B4 in this model, since periodic liner renewal is already accounted for in B2. Therefore, B4 is reported with zero flows.

C1–C4 End of life. Modules C1–C4 cover deconstruction (C1), transport of waste (C2), waste processing for reuse, recycling or recovery (C3) and final disposal (C4). The declared scenario applies to the materials remaining in the product system at end of life—steel panels and metal fasteners, the PVC liner (including adhered installation adhesives), ABS nozzles and, where applicable, geotextile. As product-specific end-of-life statistics are not available for Skypool Egara, the scenario is based on secondary data, documented proxies and material-specific assumptions, as described in the data quality assessment. Country-specific parameters follow the same sales-weighted installation mix.

Process		Quantity per 1 m² (FU) of 1.2 m model	Quantity per 1 m² (FU) of 2.2 m model
Collection process specified by type			
Kg collected separately		16.87	28.45
Kg collected with mixed construction waste		6.52	8.44
Recovery system specified by type			
Kg for re-use		0	0
Kg for recycling	Steel	16.20	27.82
	Reinforced PVC	0.47	0.50
Kg for energy recovery		0	0
Disposal specified by type			
Kg for final deposition	Steel	2.86	4.91
	Reinforced PVC	2.94	3.12
	Other inert materials	0.68	0.39
Assumptions for scenario development			
Diesel consumption for the forklift and crane truck used for transporting and loading the waste into the truck.		0.307 kg	0.307 kg
Distance to waste treatment plant		50 km	50 km
Electricity consumption of steel scrap sorting; global electricity mix		0.16 kWh	0.28 kWh

Module D. Module D declares benefits and loads beyond the system boundaries arising from reuse, recovery and recycling potentials, consistently with the net flows leaving the system after the end-of-waste state from modules A5, B2 and C3, in accordance with EN 15804+A2, Annex D and Sub-PCR EPDItaly 049, section 6.7. Manufacturing waste treated in modules A1–A3 is inventoried in those modules and is not credited or burdened again in Module D. Net benefits and loads are calculated for steel, PVC and packaging fractions (PE, PET, paper and wood) using material quality factors Q (steel =1, PET=0.9, paper = 0.85, PE = 0.75; PVC = 0.8; wood = 0.7).

5. Data quality assessment

The general quality level of the data used in this study is reported below for the geographical, technological and temporal representativeness of primary data provided by the manufacturer; and generic and specific background data (ecoinvent v3.11 and supplier EPDs).

Topic	Description
Data collection	Reference year of primary data: 2025 (12 representative months). Primary data were collected and verified between 1 April 2026 and 30 June 2026.
Sites used	One production site: Inquide S.A.U., Polinyà (Barcelona), Spain
Geography	Manufacturing in Spain. Steel and PVC liner from direct suppliers with supplier-specific EPDs (EU supply chain). Other materials from ecoinvent, preferentially European or country-specific datasets where available. Downstream scenarios based on documented projects in Spain and the United Kingdom, interpreted as a representative European context.
Technology	Skypool panels for assembling swimming pool tanks (1.2 m and 2.2 m depth models) are manufactured by Inquide (Fluidra) through the mechanization of metal hot dip galvanized coils with coating.
Averaging	Separate inventories and results for each assessed model; no averaging between models.
LCI/LCA database	Ecoinvent 3.11 (system model allocation, cut-off by classification).
EPD used	EPD from Inquide's structural steel supplier for coils with a metallic zinc-aluminium-magnesium coating.
Data Quality Scheme	EN 15804:2012+A2:2019, Annex E, Table E.2.
Use of fair data with more than 30% of a core impact	Production of the reinforced PVC liner (modules A1 and B2): technological representativeness assessed as Fair (generic ecoinvent datasets representing the manufacturer bill of materials). Combined contribution greater than 30% of ODP (32.7% in A1 and 65.4% in B2) and of WDP in B2 (51.3%). No other dataset assessed as Fair contributes more than 30% of a core indicator.
Use of poor or very poor relevant data	No relevant dataset assessed as poor or very poor for temporal, geographical or technological representativeness has been used.



6. LCA results

6.1. SKYPOOL EGARA 1.2 M RESULTS

Table R1. Core impact indicators – SKYPOOL EGARA 1.2 m model (per FU).

The environmental impact indicators have been calculated with the methods indicated in EN 15804+A2 and using the characterization factors of the EN 15804 reference package provided by JRC v.3.1. (JRC, 2024). LCIA results are relative expressions and do not predict impacts on category endpoints, exceeding thresholds, safety margins or risks.

Per Sub-PCR EPDItaly049 results are declared separately for each module (A1, A2 and A3 individually) and additionally as an aggregated A1–A3 column.

Additional environmental impact indicators (EN 15804+A2, Table 4) are not declared. The supplier EPD used for the steel sheet does not report those indicators, so a complete result cannot be calculated.

Total primary energy use (PERT, PENRT) is obtained from Cumulative Energy Demand (CED, LHV) method implemented in SimaPro Craft. Feedstock energy (PERM, PENRM) is calculated as the mass of each renewable or non-renewable material multiplied by its net calorific value from ecoinvent 3.11 Cut-off, including A1–A3, A5 and equivalent B2 replacement flows. Then, PERE and PENRE are calculated as PERT − PERM and PENRT – PENRM, respectively.

The rest of resource indicators are calculated manually according to the data available.

Indicator	Unit	A1	A2	A3	A1-A3	A4	A5	B2	B4	C1	C2	C3	C4	D
GWP-total	kg CO_2 eq.	3.48E+01	4.14E+00	7.99E-01	3.97E+01	2.64E+00	1.31E+01	3.25E+01	0	1.33E+00	1.19E-01	2.34E-01	3.54E-01	-1.91E+01
GWP-fossil	kg CO_2 eq.	3.54E+01	4.14E+00	7.09E-01	4.02E+01	2.64E+00	1.13E+01	3.12E+01	0	1.33E+00	1.19E-01	2.33E-01	3.53E-01	-1.96E+01
GWP-biogenic	kg CO_2 eq.	-8.75E-01	2.60E-03	7.42E-02	-7.98E-01	3.01E-04	1.80E+00	8.88E-01	0	1.74E-04	7.54E-05	2.56E-04	2.54E-04	4.96E-01
GWP-luluc	kg CO_2 eq.	2.52E-01	1.55E-03	1.51E-02	2.69E-01	1.33E-03	9.61E-03	4.61E-01	0	8.90E-05	4.43E-05	3.44E-04	4.12E-05	-3.31E-03
ODP	kg CFC-11 eq.	1.54E-05	9.37E-08	1.56E-08	1.55E-05	3.82E-08	1.52E-07	3.03E-05	0	1.92E-08	2.70E-09	2.81E-09	1.52E-09	-1.90E-06
AP	mol H+ eq.	1.46E-01	1.10E-02	4.29E-03	1.61E-01	4.05E-02	7.11E-02	1.61E-01	0	1.23E-02	2.89E-04	9.81E-04	4.23E-04	-8.10E-02
EP-freshwater	kg P eq.	8.54E-04	3.24E-05	3.68E-05	9.23E-04	2.22E-05	5.45E-04	1.15E-03	0	2.08E-06	9.35E-07	8.50E-06	8.44E-07	-1.16E-03
EP-marine	kg N eq.	3.18E-02	2.82E-03	8.95E-04	3.55E-02	1.01E-02	2.02E-02	3.56E-02	0	5.80E-03	7.45E-05	2.29E-04	5.17E-04	-1.67E-02
EP-terrestrial	mol N eq.	3.33E-01	3.12E-02	1.06E-02	3.74E-01	1.12E-01	2.21E-01	3.61E-01	0	6.35E-02	8.24E-04	2.51E-03	1.70E-03	-1.94E-01
POCP	kg NMVOC eq.	1.20E-01	1.74E-02	2.96E-03	1.40E-01	3.30E-02	7.04E-02	1.61E-01	0	1.89E-02	4.84E-04	9.01E-04	6.79E-04	-7.05E-02
ADP-minerals& metals*	kg Sb eq.	8.24E-04	1.20E-05	1.67E-04	1.00E-03	5.22E-06	1.67E-04	2.23E-04	0	2.91E-07	3.47E-07	5.89E-07	1.23E-07	-2.18E-04
ADP-fossil*	MJ	5.58E+02	6.27E+01	1.00E+01	6.31E+02	3.59E+01	1.60E+02	6.39E+02	0	1.65E+01	1.81E+00	3.28E+00	1.36E+00	-2.25E+02
WDP*	m^3 world eq. deprived	1.92E+01	2.84E-01	1.06E+00	2.05E+01	1.42E-01	2.23E+00	2.51E+01	0	2.19E-02	8.20E-03	3.45E-02	-8.43E-03	-4.77E+00

* Disclaimer: the results of this environmental impact indicator shall be used with care as the uncertainties on these results are high or as there is limited experience with the indicator.

GWP – Global Warming Potential (climate change); ODP: Ozone Depletion Potential; AP: Acidification; EP: Eutrophication Potential; POCP: Photochemical Ozone Formation Potential; ADP: Abiotic Depletion Potential; WDP: Water Deprivation Potential.

Note: Module C4 of this model is slightly negative for WDP and for net fresh water. Both figures come from the background landfill dataset (AWARE water balance of the disposal process). They remain below 0.02 % of the A1–C4 result and do not change the interpretation.

Table R2. Resource use – SKYPOOL EGARA 1.2 m model (per FU).

Indicator	Unit	A1	A2	A3	A1-A3	A4	A5	B2	B4	C1	C2	C3	C4	D
PERE	MJ	4.09E+02	9.35E-01	2.10E+01	4.31E+02	3.87E-01	1.91E+01	4.93E+01	0	5.45E-02	2.70E-02	2.79E-01	2.45E-02	-1.59E+01
PERM	MJ	1.45E+01	0.00E+00	0.00E+00	1.45E+01	0.00E+00	0.00E+00	0.00E+00	0	0.00E+00	0.00E+00	0.00E+00	0.00E+00	0.00E+00
PERT	MJ	4.23E+02	9.35E-01	2.10E+01	4.45E+02	3.87E-01	1.91E+01	4.93E+01	0	5.45E-02	2.70E-02	2.79E-01	2.45E-02	-1.59E+01
PENRE	MJ	4.95E+02	6.27E+01	1.00E+01	5.67E+02	3.59E+01	1.44E+02	4.60E+02	0	1.65E+01	1.81E+00	3.28E+00	1.36E+00	-2.25E+02
PENRM	MJ	7.82E+01	0.00E+00	0.00E+00	7.82E+01	0.00E+00	1.62E+01	1.79E+02	0	0.00E+00	0.00E+00	0.00E+00	0.00E+00	0.00E+00
PENRT	MJ	5.73E+02	6.27E+01	1.00E+01	6.46E+02	3.59E+01	1.60E+02	6.39E+02	0	1.65E+01	1.81E+00	3.28E+00	1.36E+00	-2.25E+02
SM	kg	4.82E+00	0.00E+00	0.00E+00	4.82E+00	0.00E+00	0.00E+00	0.00E+00	0	0.00E+00	0.00E+00	0.00E+00	0.00E+00	0.00E+00
RSF	MJ	0.00E+00	0.00E+00	0.00E+00	0.00E+00	0.00E+00	0.00E+00	0.00E+00	0	0.00E+00	0.00E+00	0.00E+00	0.00E+00	0.00E+00
NRSF	MJ	0.00E+00	0.00E+00	0.00E+00	0.00E+00	0.00E+00	0.00E+00	0.00E+00	0	0.00E+00	0.00E+00	0.00E+00	0.00E+00	0.00E+00
FW	m^3	5.07E-01	8.71E-03	2.03E-02	5.36E-01	4.28E-03	7.04E-02	6.44E-01	0	7.56E-04	2.51E-04	1.20E-03	-1.48E-04	-1.22E-01

PERE = Use of renewable primary energy excluding renewable primary energy resources used as raw materials; PERM = Use of renewable primary energy resources used as raw materials; PERT = Total use of renewable primary energy resources; PENRE = Use of non-renewable primary energy excluding non-renewable primary energy resources used as raw materials; PENRM = Use of non-renewable primary energy resources used as raw materials; PENRT = Total use of non-renewable primary energy resources; SM = Use of secondary material; RSF = Use of renewable secondary fuels; NRSF = Use of non-renewable secondary fuels; FW = Use of net fresh water.

Table R3. Output flows – SKYPOOL EGARA 1.2 m model (per FU).

Indicator	Unit	A1	A2	A3	A1-A3	A4	A5	B2	B4	C1	C2	C3	C4	D
HWD	kg	3.26E+00	6.48E-02	9.81E-02	3.43E+00	5.61E-02	5.22E+00	1.32E+00	0	5.07E-03	1.86E-03	1.40E-02	1.65E-03	-5.04E+00
NHWD	kg	3.51E+01	6.03E-01	3.04E+00	3.87E+01	3.32E-01	2.27E+01	8.24E+01	0	3.63E-02	1.74E-02	3.54E-01	7.56E+00	-2.30E+01
RWD	kg	6.84E-03	0.00E+00	0.00E+00	6.84E-03	0.00E+00	1.70E-05	0.00E+00	0	0.00E+00	0.00E+00	0.00E+00	0.00E+00	0.00E+00
CRU	kg	0.00E+00	0.00E+00	0.00E+00	0.00E+00	0.00E+00	8.19E-02	0.00E+00	0	0.00E+00	0.00E+00	0.00E+00	0.00E+00	0.00E+00
MFR	kg	0.00E+00	0.00E+00	2.38E+00	2.38E+00	0.00E+00	0.00E+00	1.08E+00	0	0.00E+00	0.00E+00	1.69E+01	0.00E+00	0.00E+00
MER	kg	0.00E+00	0.00E+00	0.00E+00	0.00E+00	0.00E+00	0.00E+00	0.00E+00	0	0.00E+00	0.00E+00	0.00E+00	0.00E+00	0.00E+00
EEE	MJ	0.00E+00	0.00E+00	0.00E+00	0.00E+00	0.00E+00	0.00E+00	0.00E+00	0	0.00E+00	0.00E+00	0.00E+00	0.00E+00	0.00E+00
EET	MJ	0.00E+00	0.00E+00	0.00E+00	0.00E+00	0.00E+00	0.00E+00	0.00E+00	0	0.00E+00	0.00E+00	0.00E+00	0.00E+00	0.00E+00

HWD = Hazardous waste disposed; NHWD = Non-hazardous waste disposed; RWD = Radioactive waste disposed;
CRU = Components for re-use; MFR = Materials for recycling; MER = Materials for energy recovery;
EEE = Exported electrical energy; EET = Exported thermal energy.

6.2. SKYPOOL EGARA 2.2 M RESULTS

Table R4. Core impact indicators – SKYPOOL EGARA 2.2 m model (per FU).

Indicator	Unit	A1	A2	A3	A1-A3	A4	A5	B2	B4	C1	C2	C3	C4	D
GWP-total	kg CO_2 eq.	5.16E+01	7.12E+00	1.11E+00	5.98E+01	4.14E+00	1.67E+01	3.38E+01	0	1.33E+00	1.88E-01	3.20E-01	3.57E-01	-3.21E+01
GWP-fossil	kg CO_2 eq.	5.24E+01	7.12E+00	9.74E-01	6.05E+01	4.14E+00	1.44E+01	3.24E+01	0	1.33E+00	1.88E-01	3.19E-01	3.57E-01	-3.27E+01
GWP-biogenic	kg CO_2 eq.	-1.11E+00	4.47E-03	1.22E-01	-9.79E-01	4.72E-04	2.21E+00	9.08E-01	0	1.74E-04	1.19E-04	7.10E-04	2.60E-04	6.13E-01
GWP-luluc	kg CO_2 eq.	2.71E-01	2.66E-03	1.72E-02	2.90E-01	2.08E-03	1.32E-02	4.71E-01	0	8.90E-05	6.99E-05	5.17E-04	4.81E-05	-5.03E-03
ODP	kg CFC-11 eq.	1.58E-05	1.61E-07	2.21E-08	1.60E-05	5.99E-08	1.63E-07	3.10E-05	0	1.92E-08	4.26E-09	3.45E-09	1.85E-09	-1.99E-06
AP	mol H+ eq.	2.10E-01	1.87E-02	5.61E-03	2.34E-01	6.36E-02	9.30E-02	1.72E-01	0	1.23E-02	4.56E-04	1.40E-03	5.04E-04	-1.33E-01
EP-freshwater	kg P eq.	1.07E-03	5.57E-05	4.77E-05	1.17E-03	3.49E-05	7.93E-04	1.17E-03	0	2.08E-06	1.48E-06	1.28E-05	9.69E-07	-1.93E-03
EP-marine	kg N eq.	4.81E-02	4.81E-03	1.19E-03	5.41E-02	1.58E-02	2.51E-02	3.95E-02	0	5.80E-03	1.18E-04	3.08E-04	5.59E-04	-2.75E-02
EP-terrestrial	mol N eq.	5.10E-01	5.32E-02	1.40E-02	5.77E-01	1.75E-01	2.75E-01	4.03E-01	0	6.35E-02	1.30E-03	3.38E-03	2.04E-03	-3.20E-01
POCP	kg NMVOC eq.	1.70E-01	2.99E-02	3.94E-03	2.04E-01	5.18E-02	8.48E-02	1.74E-01	0	1.89E-02	7.63E-04	1.17E-03	8.00E-04	-1.13E-01
ADP-minerals & metals*	kg Sb eq.	1.31E-03	2.06E-05	2.19E-04	1.55E-03	8.19E-06	2.50E-04	2.30E-04	0	2.91E-07	5.47E-07	6.96E-07	1.41E-07	-3.52E-04
ADP-fossil*	MJ	7.64E+02	1.08E+02	1.35E+01	8.85E+02	5.63E+01	1.84E+02	6.60E+02	0	1.65E+01	2.85E+00	4.44E+00	1.65E+00	-3.47E+02
WDP*	m^3 world eq. deprived	2.41E+01	4.88E-01	1.30E+00	2.59E+01	2.22E-01	2.97E+00	2.57E+01	0	2.19E-02	1.29E-02	4.65E-02	5.64E-02	-6.56E+00

* Disclaimer: the results of this environmental impact indicator shall be used with care as the uncertainties on these results are high or as there is limited experience with the indicator.

GWP – Global Warming Potential (climate change); ODP: Ozone Depletion Potential; AP: Acidification; EP: Eutrophication Potential; POCP: Photochemical Ozone Formation Potential; ADP: Abiotic Depletion Potential; WDP: Water Deprivation Potential.

Table R5. Resource use – SKYPOOL EGARA 2.2 m model (per FU).

Indicator	Unit	A1	A2	A3	A1-A3	A4	A5	B2	B4	C1	C2	C3	C4	D
PERE	MJ	6.81E+02	1.61E+00	2.37E+01	7.06E+02	6.07E-01	2.85E+01	5.04E+01	0	5.45E-02	4.26E-02	4.22E-01	2.75E-02	-2.61E+01
PERM	MJ	1.73E+01	0.00E+00	0.00E+00	1.73E+01	0.00E+00	0.00E+00	0.00E+00	0	0.00E+00	0.00E+00	0.00E+00	0.00E+00	0.00E+00
PERT	MJ	6.98E+02	1.61E+00	2.37E+01	7.23E+02	6.07E-01	2.85E+01	5.04E+01	0	5.45E-02	4.26E-02	4.22E-01	2.75E-02	-2.61E+01
PENRE	MJ	7.06E+02	1.08E+02	1.35E+01	8.28E+02	5.63E+01	1.84E+02	4.77E+02	0	1.65E+01	2.85E+00	4.44E+00	1.65E+00	-3.47E+02
PENRM	MJ	8.29E+01	0.00E+00	0.00E+00	8.29E+01	0.00E+00	1.14E+00	1.83E+02	0	0.00E+00	0.00E+00	0.00E+00	0.00E+00	0.00E+00
PENRT	MJ	7.89E+02	1.08E+02	1.35E+01	9.11E+02	5.63E+01	1.85E+02	6.60E+02	0	1.65E+01	2.85E+00	4.44E+00	1.65E+00	-3.47E+02
SM	kg	8.29E+00	0.00E+00	0.00E+00	8.29E+00	0.00E+00	0.00E+00	0.00E+00	0	0.00E+00	0.00E+00	0.00E+00	0.00E+00	0.00E+00
RSF	MJ	0.00E+00	0.00E+00	0.00E+00	0.00E+00	0.00E+00	0.00E+00	0.00E+00	0	0.00E+00	0.00E+00	0.00E+00	0.00E+00	0.00E+00
NRSF	MJ	0.00E+00	0.00E+00	0.00E+00	0.00E+00	0.00E+00	0.00E+00	0.00E+00	0	0.00E+00	0.00E+00	0.00E+00	0.00E+00	0.00E+00
FW	m^3	6.42E-01	1.50E-02	2.58E-02	6.83E-01	6.71E-03	9.82E-02	6.59E-01	0	7.56E-04	3.97E-04	1.70E-03	1.37E-03	-1.70E-01

PERE = Use of renewable primary energy excluding renewable primary energy resources used as raw materials; PERM = Use of renewable primary energy resources used as raw materials; PERT = Total use of renewable primary energy resources; PENRE = Use of non-renewable primary energy excluding non-renewable primary energy resources used as raw materials; PENRM = Use of non-renewable primary energy resources used as raw materials; PENRT = Total use of non-renewable primary energy resources; SM = Use of secondary material; RSF = Use of renewable secondary fuels; NRSF = Use of non-renewable secondary fuels; FW = Use of net fresh water.

Table R6. Output flows – SKYPOOL EGARA 2.2 m model (per FU).

Indicator	Unit	A1	A2	A3	A1-A3	A4	A5	B2	B4	C1	C2	C3	C4	D
HWD	kg	4.18E+00	1.11E-01	1.30E-01	4.42E+00	8.79E-02	8.16E+00	1.36E+00	0	5.07E-03	2.94E-03	1.85E-02	1.88E-03	-8.50E+00
NHWD	kg	4.16E+01	1.04E+00	5.68E+00	4.83E+01	5.20E-01	2.70E+01	8.42E+01	0	3.63E-02	2.74E-02	3.81E-01	8.68E+00	-3.66E+01
RWD	kg	1.18E-02	0.00E+00	0.00E+00	1.18E-02	0.00E+00	1.99E-05	0.00E+00	0	0.00E+00	0.00E+00	0.00E+00	0.00E+00	0.00E+00
CRU	kg	0.00E+00	0.00E+00	0.00E+00	0.00E+00	0.00E+00	1.30E-01	0.00E+00	0	0.00E+00	0.00E+00	0.00E+00	0.00E+00	0.00E+00
MFR	kg	0.00E+00	0.00E+00	4.71E+00	4.71E+00	0.00E+00	0.00E+00	1.10E+00	0	0.00E+00	0.00E+00	2.85E+01	0.00E+00	0.00E+00
MER	kg	0.00E+00	0.00E+00	0.00E+00	0.00E+00	0.00E+00	0.00E+00	0.00E+00	0	0.00E+00	0.00E+00	0.00E+00	0.00E+00	0.00E+00
EEE	MJ	0.00E+00	0.00E+00	0.00E+00	0.00E+00	0.00E+00	0.00E+00	0.00E+00	0	0.00E+00	0.00E+00	0.00E+00	0.00E+00	0.00E+00
EET	MJ	0.00E+00	0.00E+00	0.00E+00	0.00E+00	0.00E+00	0.00E+00	0.00E+00	0	0.00E+00	0.00E+00	0.00E+00	0.00E+00	0.00E+00

HWD = Hazardous waste disposed; NHWD = Non-hazardous waste disposed; RWD = Radioactive waste disposed; CRU = Components for re-use; MFR = Materials for recycling; MER = Materials for energy recovery; EEE = Exported electrical energy; EET = Exported thermal energy.

7. Additional environmental information

As additional information, core impact indicators per 1 m³ of contained water are declared. The tables below rescale the core environmental impact indicators already declared per functional unit, considering the declared volume of each tank.

- For the 1.2 m model, 360 m³ / 300 m² = 1.2 m³ of water per m², so each result per m³ is the declared result per m² divided by 1.2.
- For the 2.2 m model, 660 m³ / 300 m² = 2.2 m³ of water per m², so each result per m³ is the declared result per m² divided by 2.2.

Values are reported with the same numerical format as the declared results. Resource-use indicators and output flows remain declared only per functional unit.

Comparisons between EPDs remain meaningful only for swimming pool tanks that serve the same function and have the same volume. The figures per m³ describe the intensity of each declared tank, and they are not an alternative functional unit.

Table A1. Core impact indicators – SKYPOOL EGARA 1.2 m model per 1 m³ of water volume (additional information).

Indicator	Unit	A1	A2	A3	A1-A3	A4	A5	B2	B4	C1	C2	C3	C4	D
GWP-total	kg CO_2 eq.	4.17E+01	4.97E+00	9.58E-01	4.77E+01	3.17E+00	1.58E+01	3.90E+01	0.00E+00	1.60E+00	1.43E-01	2.81E-01	4.24E-01	-2.29E+01
GWP-fossil	kg CO_2 eq.	4.25E+01	4.97E+00	8.51E-01	4.83E+01	3.17E+00	1.36E+01	3.74E+01	0.00E+00	1.60E+00	1.43E-01	2.80E-01	4.24E-01	-2.35E+01
GWP-biogenic	kg CO_2 eq.	-1.05E+00	3.12E-03	8.90E-02	-9.58E-01	3.62E-04	2.16E+00	1.07E+00	0.00E+00	2.08E-04	9.05E-05	3.08E-04	3.05E-04	5.96E-01
GWP-luluc	kg CO_2 eq.	3.03E-01	1.86E-03	1.82E-02	3.23E-01	1.59E-03	1.15E-02	5.54E-01	0.00E+00	1.07E-04	5.32E-05	4.13E-04	4.94E-05	-3.98E-03
ODP	kg CFC-11 eq.	1.85E-05	1.12E-07	1.87E-08	1.86E-05	4.59E-08	1.82E-07	3.64E-05	0.00E+00	2.30E-08	3.24E-09	3.37E-09	1.83E-09	-2.28E-06
AP	mol H+ eq.	1.75E-01	1.32E-02	5.14E-03	1.93E-01	4.87E-02	8.53E-02	1.93E-01	0.00E+00	1.48E-02	3.47E-04	1.18E-03	5.07E-04	-9.71E-02
EP-freshwater	kg P eq.	1.02E-03	3.89E-05	4.42E-05	1.11E-03	2.67E-05	6.54E-04	1.37E-03	0.00E+00	2.50E-06	1.12E-06	1.02E-05	1.01E-06	-1.39E-03
EP-marine	kg N eq.	3.81E-02	3.38E-03	1.07E-03	4.26E-02	1.21E-02	2.42E-02	4.27E-02	0.00E+00	6.96E-03	8.94E-05	2.75E-04	6.20E-04	-2.01E-02
EP-terrestrial	mol N eq.	3.99E-01	3.74E-02	1.27E-02	4.49E-01	1.34E-01	2.65E-01	4.34E-01	0.00E+00	7.62E-02	9.88E-04	3.01E-03	2.04E-03	-2.33E-01
POCP	kg NMVOC eq.	1.44E-01	2.09E-02	3.55E-03	1.69E-01	3.97E-02	8.45E-02	1.93E-01	0.00E+00	2.26E-02	5.81E-04	1.08E-03	8.15E-04	-8.46E-02
ADP-minerals & metals*	kg Sb eq.	9.89E-04	1.44E-05	2.01E-04	1.20E-03	6.27E-06	2.00E-04	2.68E-04	0.00E+00	3.49E-07	4.16E-07	7.07E-07	1.48E-07	-2.61E-04
ADP-fossil*	MJ	6.70E+02	7.53E+01	1.20E+01	7.57E+02	4.31E+01	1.92E+02	7.66E+02	0.00E+00	1.98E+01	2.17E+00	3.93E+00	1.63E+00	-2.70E+02
WDP*	m^3 world eq. deprived	2.30E+01	3.41E-01	1.27E+00	2.47E+01	1.70E-01	2.67E+00	3.01E+01	0.00E+00	2.62E-02	9.84E-03	4.15E-02	-1.01E-02	-5.72E+00

* Disclaimer: the results of this environmental impact indicator shall be used with care as the uncertainties on these results are high or as there is limited experience with the indicator.

GWP – Global Warming Potential (climate change); ODP: Ozone Depletion Potential; AP: Acidification; EP: Eutrophication Potential; POCP: Photochemical Ozone Formation Potential; ADP: Abiotic Depletion Potential; WDP: Water Deprivation Potential.

Table A2. Core impact indicators – SKYPOOL EGARA 2.2 m model per 1 m³ of water volume (additional information).

Indicator	Unit	A1	A2	A3	A1-A3	A4	A5	B2	B4	C1	C2	C3	C4	D
GWP-total	kg CO_2 eq.	1.13E+02	1,57E+01	2,45E+00	1,32E+02	9,11E+00	3,67E+01	7,44E+01	0,00E+00	2,93E+00	4,13E-01	7,05E-01	7,85E-01	-7,06E+01
GWP-fossil	kg CO_2 eq.	1.15E+02	1,57E+01	2,14E+00	1,33E+02	9,11E+00	3,18E+01	7,14E+01	0,00E+00	2,93E+00	4,13E-01	7,02E-01	7,84E-01	-7,19E+01
GWP-biogenic	kg CO_2 eq.	-2.43E+00	9,83E-03	2,68E-01	-2,15E+00	1,04E-03	4,86E+00	2,00E+00	0,00E+00	3,82E-04	2,62E-04	1,56E-03	5,71E-04	1,35E+00
GWP-luluc	kg CO_2 eq.	5.95E-01	5,85E-03	3,78E-02	6,39E-01	4,58E-03	2,91E-02	1,04E+00	0,00E+00	1,96E-04	1,54E-04	1,14E-03	1,06E-04	-1,11E-02
ODP	kg CFC-11 eq.	3.47E-05	3,54E-07	4,85E-08	3,51E-05	1,32E-07	3,59E-07	6,81E-05	0,00E+00	4,22E-08	9,37E-09	7,59E-09	4,07E-09	-4,37E-06
AP	mol H+ eq.	4.62E-01	4,12E-02	1,23E-02	5,15E-01	1,40E-01	2,05E-01	3,77E-01	0,00E+00	2,71E-02	1,00E-03	3,07E-03	1,11E-03	-2,92E-01
EP-freshwater	kg P eq.	2.35E-03	1,23E-04	1,05E-04	2,57E-03	7,67E-05	1,74E-03	2,58E-03	0,00E+00	4,58E-06	3,25E-06	2,82E-05	2,13E-06	-4,24E-03
EP-marine	kg N eq.	1.06E-01	1,06E-02	2,62E-03	1,19E-01	3,47E-02	5,53E-02	8,68E-02	0,00E+00	1,28E-02	2,59E-04	6,78E-04	1,23E-03	-6,04E-02
EP-terrestrial	mol N eq.	1.12E+00	1,17E-01	3,08E-02	1,27E+00	3,86E-01	6,05E-01	8,87E-01	0,00E+00	1,40E-01	2,86E-03	7,45E-03	4,49E-03	-7,04E-01
POCP	kg NMVOC eq.	3.74E-01	6,58E-02	8,68E-03	4,49E-01	1,14E-01	1,86E-01	3,83E-01	0,00E+00	4,15E-02	1,68E-03	2,58E-03	1,76E-03	-2,50E-01
ADP-minerals & metals*	kg Sb eq.	2.88E-03	4,54E-05	4,81E-04	3,40E-03	1,80E-05	5,49E-04	5,06E-04	0,00E+00	6,39E-07	1,20E-06	1,53E-06	3,10E-07	-7,74E-04
ADP-fossil*	MJ	1.68E+03	2,37E+02	2,97E+01	1,95E+03	1,24E+02	4,04E+02	1,45E+03	0,00E+00	3,64E+01	6,27E+00	9,77E+00	3,62E+00	-7,63E+02
WDP*	m^3 world eq. deprived	5.31E+01	1,07E+00	2,86E+00	5,70E+01	4,88E-01	6,53E+00	5,66E+01	0,00E+00	4,81E-02	2,85E-02	1,02E-01	1,24E-01	-1,44E+01

* Disclaimer: the results of this environmental impact indicator shall be used with care as the uncertainties on these results are high or as there is limited experience with the indicator.

GWP – Global Warming Potential (climate change); ODP: Ozone Depletion Potential; AP: Acidification; EP: Eutrophication Potential; POCP: Photochemical Ozone Formation Potential; ADP: Abiotic Depletion Potential; WDP: Water Deprivation Potential.

8. References

- EN 15804:2012+A2:2019/AC:2021 – Sustainability of construction works – Environmental Product Declarations – Core rules for the product category of construction products.
- ISO 14025:2010 – Environmental labels and declarations – Type III environmental declarations.
- ISO 14040:2006 / ISO 14044:2006 – Environmental management – Life cycle assessment.
- EN 15941:2024 – Sustainability of construction works – Data quality for environmental assessment.
- Sub-PCR EPDItaly049 – Tank for swimming pool, Rev. 0 (2025/11/10).
- CORE PCR ICMQ-001 for Construction Products and Services, Rev. 4.
- EPDItaly Regulations, Rev. 7.1 (05/09/2025).
- ECO Platform LCA Calculation Rules, v2.0.
- EPD from Inquide's structural steel supplier for coils with a metallic zinc-aluminium-magnesium coating and in accordance with PCR 2019:14 v.1.3.1.
- Life Cycle Assessment report of Fluidra's SKYPOOL EGARA Prefabricated modular pool system. Fluidra. 22.10.2026.




FLUIDRA