



EPD

Environmental Product Declaration

HD4/SFU 24.06.12 DY501/1

HD4/SFU 24.12.12 DY501/3

HD4/SFU 24.25.12 DY501/4

Production site: Dalmine, Italy



DOCUMENT KIND Environmental Product Declaration	IN COMPLIANCE WITH ISO 14025 and EN50693			
PROGRAM OPERATOR EPDItaly	PUBLISHER EPDItaly			
EPDITALY REGISTRATION NUMBER EPDITALY0193	ISSUE DATE 2021-10-30			
VALID TO 2026-10-30	STATUS Approved	SECURITY LEVEL Internal		
OWNING ORGANIZATION ABB S.p.A.	DECLARATION NUMBER 2RDA042656	REV. A	LANG. en	PAGE 1/23

EPD Owner	ABB S.p.A.
Manufacturer name and address	ABB S.p.A. Via Friuli, 4, 24044 Dalmine (BG)
Company contact	Stefano Vitali - stefano.vitali@it.abb.com R&D Manager - Field Application Support
Program operator	EPDIItaly – info@epditaly.it via Gaetano De Castillia n° 10 - 20124 Milano, Italia
Declared product & Functional unit or declared unit	HD4/SFU 24.06.12 DY501/1 HD4/SFU 24.12.12 DY501/3 HD4/SFU 24.25.12 DY501/4 FU: single circuit breaker, which establishes or interrupts the electrical continuity of the circuit to which it is applied, during a service of 20 years, including related accessories and packaging.
Product description	HD4 breakers are used in electrical distribution for control and protection of cables, overhead lines, transformer and distribution substations, motors, transformers, generators and capacitor banks. The Scope of the Medium voltage circuit breakers is to interrupt an electric current with a mechanical actuator.
CPC code	46211 - Electrical apparatus for switching or protecting electrical circuits, or for making connexions to or in electrical circuits, for a voltage exceeding 1000 V
Independent verification	<p>This declaration has been developed referring to EPDIItaly, following the "Regolamento di EPDIItaly"; further information and the document itself are available at: www.epditaly.it. EPD document valid within the following geographical area: Italy and other countries worldwide according to sales market conditions Independent verification of the declaration and data carried out according to ISO 14025: 2010.</p> <p><input type="checkbox"/> INTERNAL <input checked="" type="checkbox"/> EXTERNAL</p> <p>Third party verification carried out by: ICMQ spa Accredited by: ACCREDIA</p>
Reference PCR and version number	Core PCR: EPDIItaly007 – PCR for Electronic and Electrical Products and Systems, Rev. 2, 2020/01/20. Sub PCR: EPDIItaly012 - Electronic and electrical products and systems – Switches, Rev. 0, 2020/03/16.
Other reference documents	EN 50693:2019 - Product category rules for life cycle assessments of electronic and electrical products and systems Regulations of the EPDIItaly Programme rev. 5.0 (1st July 2020)
Product RSL description	20 years
Markets of applicability	World (raw materials), Italy (production, use and end-of-life)
LCA study	This EPD is based on the LCA study described in the LCA report 2RDA042736.
EPD type	Product specific
EPD scope	"Cradle to grave"
Year of reported primary data	2020
Technical support	2B Srl (Italy) Via della Chiesa Campocroce 4, Mogliano Veneto (TV)

STATUS	SECURITY LEVEL	DOCUMENT ID.	REV.	LANG.	PAGE
Approved	Internal	2RDA042656	A	en	2/23

LCA software	SimaPro 9.1.1 (2020)
LCI database	ecoinvent v3.6 (2019)
LCIA methodology	EN 50693:2019
Comparability	EPDs published within the same product category, though originating from different programs, may not be comparable. Full conformance with a PCR allows EPD comparability only when all stages of a life cycle have been considered. However, variations and deviations are possible.
Liability	EPDItaly declines any responsibility regarding the manufacturer's information, data and results of the life cycle assessment.

STATUS	SECURITY LEVEL	DOCUMENT ID.	REV.	LANG.	PAGE
Approved	Internal	2RDA042656	A	en	3/23

Contents

ABB Purpose & Embedding Sustainability.....5

General Information..... 6

Constituent materials.....7

LCA background information.....10

Inventory analysis14

Environmental indicators16

Additional environmental information22

References.....23

STATUS	SECURITY LEVEL	DOCUMENT ID.	REV.	LANG.	PAGE
Approved	Internal	2RDA042656	A	en	4/23



ABB Purpose & Embedding Sustainability

ABB is a leading global technology company that energizes the transformation of society and industry to achieve a more productive, sustainable future. By connecting software to its electrification, robotics, automation and motion portfolio, ABB pushes the boundaries of technology to drive performance to new levels. With a history of excellence stretching back more than 130 years, ABB’s success is driven by about 110 thousand talented employees in over 100 countries.

ABB's Electrification business offers a wide-ranging portfolio of products, digital solutions and services, from substation to socket, enabling safe, smart and sustainable electrification. Offerings encompass digital and connected innovations for low and medium voltage, including EV infrastructure, solar inverters, modular substations, distribution automation, power protection, wiring accessories, switchgear, enclosures, cabling, sensing and control.

ABB is committed to continually promoting and embedding sustainability across its operations and value chain, aspiring to become a role model for others to follow. With its ABB Purpose, ABB is focusing on reducing harmful emissions, preserving natural resources and championing ethical and humane behavior.

STATUS	SECURITY LEVEL	DOCUMENT ID.	REV.	LANG.	PAGE
Approved	Internal	2RDA042656	A	en	5/23



General Information

ABB S.p.A Electrification Distribution Solutions facility in Dalmine (ABB IT-ELDS) produces medium voltage circuit breakers, disconnectors, and contactors, medium voltage switchboards for primary and secondary distribution, low voltage switchboards, complete packages and services for substations. Smart systems and technologies for electrical distribution are supplied to utilities, industrial, and tertiary sector customers. Dalmine exports 85% of the volumes produced.

ABB IT-ELDS adopts and implements for its own activities an integrated Quality/Environmental/Health Management System in compliance with the following standards:

- UNI EN ISO 9001/2015 - Quality Management Systems- Requirements
- UNI EN ISO 14001/2015 - Sistemi di Gestione Ambientale Requisiti e Guida per l'Uso
- BS OHSAS 18001/2007 - Occupational Health and Safety Assessment Series

The manufacturing of the Medium Voltage Circuit Breakers (HD4) offers a wide range of medium voltage gas insulated Circuit Breakers (HD4) for primary and secondary distribution.

HD4 circuit breakers are used in electrical distribution for control and protection of cables, overhead lines, transformer and distribution substations, motors, transformers, generators and capacitor banks. The scope of the Medium Voltage Circuit Breakers is to interrupt an electric current with a mechanical actuator (spring mechanism).

In the factory, the different components and subassemblies are assembled on the so called One Primary Line. All components and subassemblies are produced by ABB's suppliers and are only assembled in the factory.

Product cluster HD4/SFU DY501 declared in this EPD includes the following Medium Voltage Circuit Breakers (HD4):

- HD4/SFU 24.06.12 DY501/1
- HD4/SFU 24.12.12 DY501/3
- HD4/SFU 24.25.12 DY501/4

Technical information			
Circuit breaker	HD4/SFU 24.06.12 DY501/1	HD4/SFU 24.12.12 DY501/3	HD4/SFU 24.25.12 DY501/4
Rated voltage [kV]	24	24	24
Rated current [A]	630	1250	2500
Rated short circuit breaking current [kA]	12	12	12

The accessories associated with these products are also included in the study.

STATUS	SECURITY LEVEL	DOCUMENT ID.	REV.	LANG.	PAGE
Approved	Internal	2RDA042656	A	en	6/23

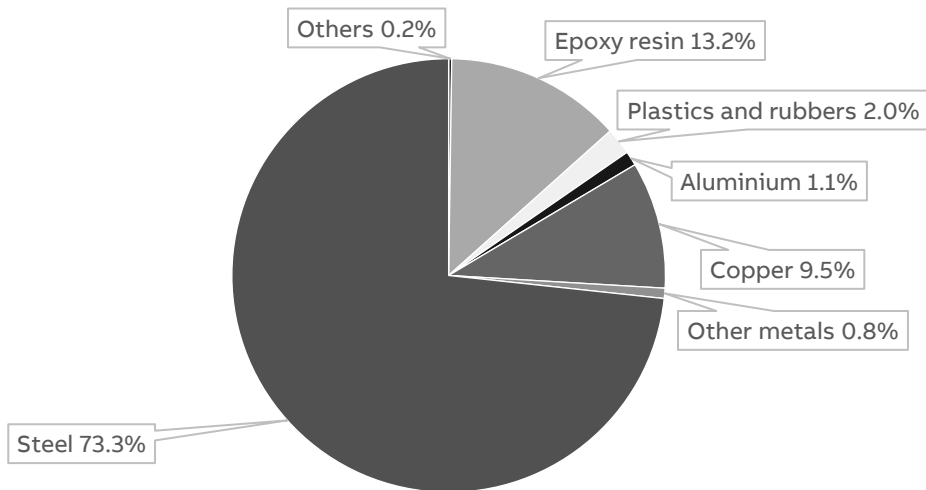


Constituent materials

The **HD4/SFU 24.06.12 DY501/1** Circuit Breaker weights about 200 kg but small metal parts (e.g. screws) are not included in the analysis, according to the EPDItaly-012 cut-off criteria, since they are 1.5% of the total mass. Without small metal parts the total mass considered for the circuit breaker HD4/SFU 24.06.12 DY501/1 is 197.5 kg.

HD4/SFU 24.06.12 DY501/1				
Materials	Name	CAS Number	Weight [kg]	%
Plastics	Plastics and rubbers	-	3.93	1.99
	Epoxy resin	90598-46-2.	25.95	13.14
Metals	Steel	68316-05-2	144.6	73.20
	Copper	7440-50-8	18.69	9.46
	Aluminum	7429-90-5	2.13	1.08
	Other metals	-	1.49	0.76
Others	SF ₆	2551-62-4	0.285	0.14
	Others	-	0.456	0.23
Total			197.5	100

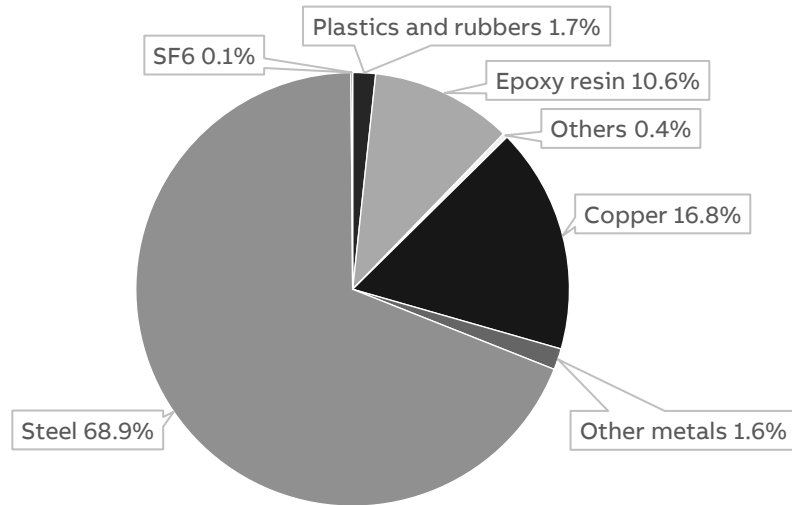
HD4/SFU 24.06.12 DY501/1



The **HD4/SFU 24.12.12 DY501/3** Circuit Breaker weights about 218 kg but small metal parts (e.g. screws) are not included in the analysis according to cut-off criteria of EPDItaly-012, since they are 1.7% of the total mass. Without small metal parts the total mass considered for the circuit breaker HD4/SFU 24.12.12 DY501/3 is 214.56 kg.

HD4/SFU 24.12.12 DY501/3				
Materials	Name	CAS Number	Weight [kg]	%
Plastics	Plastics and rubbers	-	3.64	1.70
	Epoxy resin	90598-46-2.	22.65	10.56
Metals	Steel	68316-05-2	147.74	68.85
	Copper	7440-50-8	36.11	16.83
	Other metals	-	3.38	1.58
Others	SF ₆	2551-62-4	0.285	0.13
	Others	-	0.74	0.35
Total			214.56	100

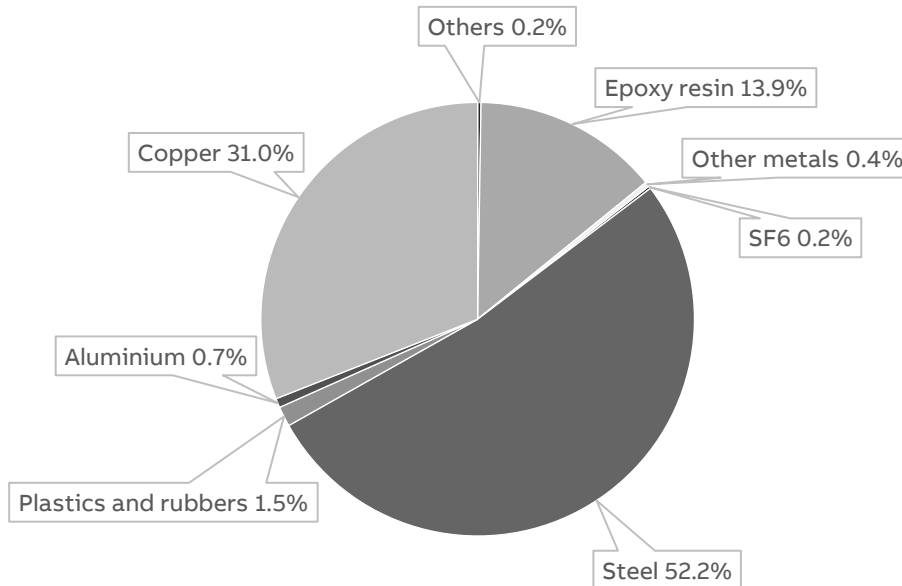
HD4/SFU 24.06.12 DY501/3



The **HD4/SFU 24.25.12 DY501/4** Circuit Breaker weights about 297 kg but small metal parts (e.g. screws) are not included in the analysis according to cut-off criteria of EPDIItaly-012, since they are 1.9% of the total mass. Without small metal parts the total mass considered for the circuit breaker HD4/SFU 24.25.12 DY501/4 is 292.76kg.

HD4/SFU 24.25.12 DY501/4				
Materials	Name	CAS Number	Weight [kg]	%
Plastics	Plastic and rubbers	-	4.38	1.50
	Epoxy resin	90598-46-2.	40.76	13.92
Metals	Steel	68316-05-2	152.33	52.3
	Copper	7440-50-8	90.94	31.06
	Aluminium	7429-90-5	2	0.69
	Other metals	-	1.06	0.37
Others	SF ₆	2551-62-4	0.525	0.18
	Others	-	0.744	0.25
Total			292.76	100

HD4/SFU 24.06.12 DY501/4



The packaging is composed of steel fixing brackets, a wooden cage and a wooden pallet, resulting in a total weight of 92 kg.

STATUS	SECURITY LEVEL	DOCUMENT ID.	REV.	LANG.	PAGE
Approved	Internal	2RDA042656	A	en	9/23



LCA background information

Functional Unit

The functional unit is a single circuit breaker, which establishes or interrupts the electrical continuity of the circuit to which it is applied, during a service of 20 years, including related accessories and packaging.

System Boundaries

The life cycle of the Medium Voltage Circuit Breaker, an EEPS (Electronic and Electrical Products and Systems), is a “from cradle to grave” analysis and covers the following main life cycle stages: manufacturing, including the relevant upstream process (e.g. acquisition of raw material, preparation of semi-finished goods, etc.) and the main manufacturing and processing steps; distribution; installation, including the relevant steps for the preparation of the product for use; use including the required maintenance steps within the RSL (reference service life of the product) associated to the reference product; end-of-life stage, including the necessary steps until final disposal or recovery of the product system.

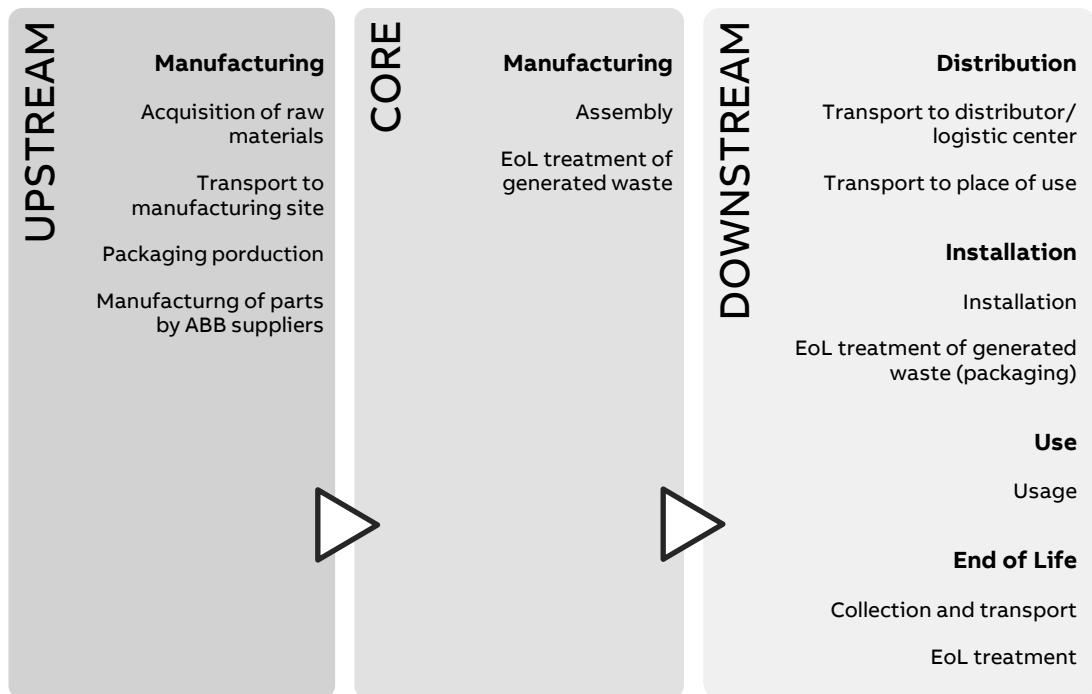
The following table shows the stages of the product life cycle and the information stages according to EN 50693 for the evaluation of electronic and electrical products and systems.

UPSTREAM	CORE	DOWNSTREAM			
Manufacturing		Distribution	Installation	Use	End-of-Life (EoL)
Acquisition of raw materials	Assembly EoL treatment of generated waste	Transport to distributor/ logistic center	Installation	Usage	De-Installation
Transport to manufacturing site		Reconditioning at distributor/ logistic center		EoL treatment of generated waste (packaging)	Collection and transport
Components/parts manufacturing		Transport to place of use		EoL treatment of generated waste	EoL treatment
Packaging					

STATUS	SECURITY LEVEL	DOCUMENT ID.	REV.	LANG.	PAGE
Approved	Internal	2RDA042656	A	en	10/23

The stages of the product life cycle and the information considered for the evaluation of the cluster HD4/SFU DY501 are:

- Manufacturing upstream includes raw materials, and production activities of ABB suppliers, including transport of semifinished items and subassemblies to ABB Dalmine. This includes also the packaging production.
- The core part of the manufacturing stage includes local consumptions (ABB Dalmine), the relevant assembling and waste due to manufacturing.
- The distribution stage includes the impacts related to the distribution of the product at the installation site.
- The installation stage includes the end of life of the packaging.
- The use and maintenance stages include the impact related to energy consumption during the service life of the product.
- End of life includes the operations for the disposal of the product at the end of its service life.



Temporal and geographical boundaries

The ABB component suppliers are sourced all over the world: Africa, Asia and Europe. All primary data collected from ABB are from 2020, which is a representative production year. Secondary data are also representative for this year, as provided by ecoinvent v3.6.

The selected ecoinvent processes in the LCA model have a global representativeness, due to the unclear origin of each component. In this way, a conservative approach has been adopted.

STATUS	SECURITY LEVEL	DOCUMENT ID.	REV.	LANG.	PAGE
Approved	Internal	2RDA042656	A	en	11/23

Boundaries in the life cycle

As indicated in the PCR EPDItaly012, capital goods, such as buildings, machinery, tools and infrastructure, the packaging for internal transport which cannot be allocated directly to the production of the reference product, may be excluded from the system boundary.

Infrastructures, when present, such as processes deriving from the ecoinvent database have not been excluded.

Data quality

In this EPD, both primary and secondary data are used. Site specific foreground data have been provided by ABB. Main data sources are the bill of materials available on the enterprise resource planning. For all processes for which primary are not available, generic data originating from the ecoinvent v3.6 database, allocation cut-off by classification, are used. The ecoinvent database is available in the SimaPro 9.1.1 software used for the calculations.

Environmental impact indicators

The information obtained from the inventory analysis is aggregated according to the effects related to the various environmental issues. According to PCR EPDItaly012 and EN 50693 the environmental impact indicators must be determined using the characterization factors and impact assessment methods specified in EN 15804:2012+A2:2019.

PCR EPDItaly012 and the EN 50693 standard establish four indicators for climate impact (GWP-GHG): GWP (total) which includes all greenhouse gases; GWP (fossil fuels); GWP (biogenic carbon) which includes the emissions and absorption of biogenic carbon dioxide and biogenic carbon stored in the product; GWP (land use).

Allocation rules

An allocation key is used for consumptions related to the manufacturing process in the production site, as well for company waste. Since the factory produces several products (apparatus and switchgears), only a part of the environmental impact has been allocated to the production line.

Allocation coefficients are based on installed power for electricity and on the line's surface area for methane and water consumption. Company consumption is allocated to the OPL (One Primary Line) and divided by the total number of circuit breakers produced in 2020.

Concerning end-of-life allocation, the "cut-off" approach has been applied. As a result, the ecoinvent database "allocation, cut-off by classification" has been applied. With this approach, outputs subject to recycling are considered as inputs to the next life cycle, and neither environmental burdens nor environmental gains deriving from the recycling process are allocated to the waste stream.

STATUS	SECURITY LEVEL	DOCUMENT ID.	REV.	LANG.	PAGE
Approved	Internal	2RDA042656	A	en	12/23

Limitations and simplifications

The raw material life cycle stage includes the extraction of raw materials but neglects the production of various components at ABB's suppliers (fastener, other parts with very low weight), as their mass represent less than 2% of that of the whole circuit breaker, as stated in the paragraph of cut-off criteria of EPDIItaly-012: "Materials making up the switch itself whose total mass does not exceed 2% of the total weight of the device".

This same applies for packaging, where small parts such as screws and fasteners are even a smaller fraction of the total mass.

Also sticking labels and grease have been excluded since they are negligible.

Surface treatments like galvanizing, tin plating, silver plating and painting have been considered in the LCA model. Specific epoxy resin heating treatment and phosphated surface treatments have been excluded by operational choice.

Scraps for metal working and plastic processes are included when already defined inecoinvent.

STATUS	SECURITY LEVEL	DOCUMENT ID.	REV.	LANG.	PAGE
Approved	Internal	2RDA042656	A	en	13/23



Inventory analysis

The ecoinvent v3.6 cut-off by classification system processes are used to model the background system of the processes. In addition, polyoxymethylene was taken from the database Industry Data 2.0, as it is not present in ecoinvent database.

Due to the large amounts of components in the Medium Voltage Circuit Breaker, raw material inputs are modelled with data from ecoinvent representing a global market coverage. These datasets are assumed to be representative.

Manufacturing stage

Steel is the most frequently used material, followed by plastic and rubbers including epoxy resin. All steel components (hot rolled, cold rolled, galvanized, low-alloyed steel) are modelled with the same kind of steel: “Steel, low-alloyed [GLO] market for”, as it is representative for the large majority of the steel parts.

The single use packaging is also included in the analysis in the manufacturing stage-core. ABB receives packaging components from outside suppliers and packages the circuit breakers before shipping them.

The transport distances from raw materials suppliers to the manufacturing are assumed to be 300 km. The distance from subassembly manufacturing factory to ABB facility is calculated.

The manufacturing of the Medium Voltage Circuit Breakers is located in ABB facility of Dalmine, Italy. In the factory, the different components and subassemblies are assembled into the circuit breaker.

The energy mix used for the production phase is representative for Dalmine production site and includes green energy only (hydroelectric 79%, wind 8% and photovoltaic 13%).

The waste generated by the production and assembly processes is included in the calculation.

Distribution

The transport distances from ABB plant to the place of use are assumed to be 300 km.

Installation

The installation phase only implies manual activities and no energy is consumed. This phase also includes the disposal of the packaging of the Medium Voltage Circuit Breaker.

STATUS	SECURITY LEVEL	DOCUMENT ID.	REV.	LANG.	PAGE
Approved	Internal	2RDA042656	A	en	14/23

Use

Use and maintenance are modelled according to the PCR EPDItaly012 - Switches.

For the use phase, the general Italian medium voltage electricity mix from ecoinvent v3.6 is used.

During the use phase, the HD4 dissipates some electricity due to ohmic losses. They are calculated according to the own internal resistance of the circuit breaker and the following PCR rules:

- nominal current reduced by a factor of 0.5;
- RSL of 20 years;
- functioning time of 30% of the RSL.

The formula for the calculation of the electricity consumed is shown in sub-PCR EPDItaly012 and it is described as follows, where P_{use} is the power consumed by the circuit breaker at a given value of current:

$$E_{use} [kWh] = \frac{P_{use} * 8760 * RSL * \alpha}{1000}$$

	HD4/SFU 24.06.12 DY501/1	HD4/SFU 24.12.12 DY501/3	HD4/SFU 24.25.12 DY501/4
P_{use} [W]	34.134	134.38	114.84
E_{use} [kWh]	1794.10	7062.96	6035.99

Since no maintenance happens during the use phase, the environmental impacts linked this procedure have been omitted from the analysis.

There is an SF₆ leakage rate of 0.05% per year during the use phase.

The HD4 are assumed to have an RSL of 20 years.

End of life

The transport distances from the place of use to the place of disposal are assumed to be 100 km.

The end of life stage is modelled according to PCR EPDItaly012 and IEC/TR 62635. The percentages for end-of-life treatments of circuit breakers are taken from IEC/TR 62635, while the data for packaging waste scenarios are provided by ISPRA.

For SF₆ gas, complete recovery at the end of its operational life is considered, avoiding disposal into the environment.

STATUS	SECURITY LEVEL	DOCUMENT ID.	REV.	LANG.	PAGE
Approved	Internal	2RDA042656	A	en	15/23



Environmental indicators

The following tables show the environmental impact indicators of the life cycle of a single circuit breaker, as indicated by PCR EPDItaly007, sub-PCR EPDItaly012 and EN 50693:2019.

The indicators are divided into the contribution of the processes to the different modules (upstream, core and downstream) and stages (manufacturing, distribution, installation, use and end-of-life).

HD4/SFU 24.06.12 DY 501/1

Impact category	Unit	Total	UPSTREAM	CORE	DOWNSTREAM			
			Manufacturing	Distribution	Installation	Use	End of life	
GWP - fossil	kg CO ₂ eq.	2.00E+03	1.11E+03	5.37E+00	1.46E+01	1.93E+00	8.63E+02	6.39E+00
GWP - biogenic	kg CO ₂ eq.	-1.06E+02	-2.00E+02	1.16E+00	7.83E-03	2.46E+01	6.89E+01	4.13E-03
GWP - luluc	kg CO ₂ eq.	1.32E+00	1.19E+00	6.45E-04	5.13E-03	6.67E-04	1.20E-01	1.32E-03
GWP - total	kg CO ₂ eq.	1.90E+03	9.11E+02	6.53E+00	1.46E+01	2.65E+01	9.32E+02	6.40E+00
ODP	kg CFC-11 eq.	2.28E-03	2.16E-03	7.12E-07	3.34E-06	4.24E-07	1.09E-04	8.52E-07
AP	mol H ⁺ eq.	2.23E+01	1.81E+01	6.56E-03	7.42E-02	1.19E-02	4.11E+00	1.96E-02
EP - freshwater	kg PO ₄ eq.	6.89E+00	6.27E+00	1.01E-03	3.30E-03	8.03E-04	6.11E-01	9.14E-04
POCP	kg NMVOC eq.	7.82E+00	5.93E+00	5.60E-03	7.94E-02	1.36E-02	1.77E+00	2.15E-02
ADP – minerals and metals	kg Sb eq.	7.19E-01	7.17E-01	3.25E-05	3.98E-04	4.63E-05	1.50E-03	9.25E-05
ADP – fossil	MJ, net calorific value	2.48E+04	1.27E+04	8.14E+01	2.21E+02	2.95E+01	1.17E+04	5.76E+01
WDP	m ³ eq.	7.98E+02	3.27E+02	1.22E+01	6.17E-01	8.12E-02	4.57E+02	4.77E-01

GWP-fossil: Global Warming Potential fossil; GWP-biogenic: Global Warming Potential biogenic; GWP-luluc: Global Warming Potential land use and land use change; ODP: Depletion potential of the stratospheric ozone layer; AP: Acidification potential; EP-freshwater: Eutrophication potential-freshwater compartment; POCP: Formation potential of tropospheric ozone; ADP-minerals & metals: Abiotic Depletion for non-fossil resources potential; ADP-fossil: Abiotic Depletion for non-fossil resources potential, WDP: Water deprivation potential.

STATUS	SECURITY LEVEL	DOCUMENT ID.	REV.	LANG.	PAGE
Approved	Internal	2RDA042656	A	en	16/23

ENVIRONMENTAL PRODUCT DECLARATION

Resource use parameters	Unit	Total	UPSTREAM	CORE	DOWNSTREAM			
			Manufacturing		Distribution	Installation	Use	End of life
PENRE	MJ, low cal. value	4.89E-01	4.19E-01	1.94E-04	4.69E-03	5.37E-04	6.31E-02	1.12E-03
PERE	MJ, low cal. value	6.93E+03	4.04E+03	6.80E+01	3.13E+00	4.49E-01	2.82E+03	8.49E-01
PENRM	MJ, low cal. value	2.65E+04	1.35E+04	9.00E+01	2.35E+02	3.14E+01	1.26E+04	6.12E+01
PERM	MJ, low cal. value	0.00E+00	0.00E+00	0.00E+00	0.00E+00	0.00E+00	0.00E+00	0.00E+00
PENRT	MJ, low cal. value	2.65E+04	1.35E+04	9.00E+01	2.35E+02	3.14E+01	1.26E+04	6.12E+01
PERT	MJ, low cal. value	6.93E+03	4.04E+03	6.80E+01	3.13E+00	4.49E-01	2.82E+03	8.49E-01
FW	m ³	2.01E+01	1.73E+01	4.05E-02	3.78E-02	1.29E-02	2.69E+00	1.73E-02
MS	kg	0.00E+00	0.00E+00	0.00E+00	0.00E+00	0.00E+00	0.00E+00	0.00E+00
RSF	MJ	0.00E+00	0.00E+00	0.00E+00	0.00E+00	0.00E+00	0.00E+00	0.00E+00
NRSF	MJ	0.00E+00	0.00E+00	0.00E+00	0.00E+00	0.00E+00	0.00E+00	0.00E+00

PENRE: Use of non-renewable primary energy excluding non-renewable primary energy resources used as raw material; PERE: Use of renewable primary energy excluding renewable primary energy resources used as raw material; PENRM: Use of non-renewable primary energy resources used as raw material; PERM: Use of renewable primary energy resources used as raw material; PENRT: Total use of non-renewable primary energy resources (primary energy and primary energy resources used as raw materials); PERT: Total use of renewable primary energy resources (primary energy and primary energy resources used as raw materials); FW: Net use of fresh water; MS: Use of secondary materials; RFS: Use of renewable secondary fuels, NRSF: Use of non-renewable secondary fuels.

Waste production indicators	Unit	Total	UPSTREAM	CORE	DOWNSTREAM			
			Manufacturing		Distribution	Installation	Use	End of life
HWD	kg	6.28E+00	5.66E+00	8.52E-03	1.13E-02	9.98E-02	4.90E-01	7.55E-03
NHWD	kg	6.07E+02	2.84E+02	9.94E-01	1.06E+01	7.73E+01	3.40E+01	2.00E+02
RWD	kg	6.54E-02	3.15E-02	6.33E-05	1.51E-03	1.88E-04	3.18E-02	3.86E-04
MER	kg	0.00E+00	0.00E+00	0.00E+00	0.00E+00	0.00E+00	0.00E+00	0.00E+00
MFR	kg	2.60E+02	3.87E+01	0.00E+00	0.00E+00	5.81E+01	0.00E+00	1.63E+02
CRU	kg	0.00E+00	0.00E+00	0.00E+00	0.00E+00	0.00E+00	0.00E+00	0.00E+00
ETE	MJ	0.00E+00	0.00E+00	0.00E+00	0.00E+00	0.00E+00	0.00E+00	0.00E+00
EEE	MJ	0.00E+00	0.00E+00	0.00E+00	0.00E+00	0.00E+00	0.00E+00	0.00E+00

HWD: hazardous waste disposed; NHWD: non-hazardous waste disposed; RWD: radioactive waste disposed; MER: materials for energy recovery; MFR: material for recycling; CRU: components for reuse; ETE: exported thermal energy; EEE: exported electricity energy.

STATUS	SECURITY LEVEL	DOCUMENT ID.	REV.	LANG.	PAGE
Approved	Internal	2RDA042656	A	en	17/23

HD4/SFU 24.12.12 DY 501/3

Impact category	Unit	Total	UPSTREAM	CORE	DOWNSTREAM			
			Manufacturing	Distribution	Installation	Use	End of life	
GWP - fossil	kg CO ₂ eq.	4.44E+03	1.23E+03	5.37E+00	1.54E+01	1.93E+00	3.18E+03	6.29E+00
GWP - biogenic	kg CO ₂ eq.	9.74E+01	-2.00E+02	1.16E+00	8.31E-03	2.46E+01	2.71E+02	3.96E-03
GWP - luluc	kg CO ₂ eq.	1.83E+00	1.35E+00	6.45E-04	5.45E-03	6.67E-04	4.74E-01	1.40E-03
GWP - total	kg CO ₂ eq.	4.54E+03	1.03E+03	6.53E+00	1.55E+01	2.65E+01	3.45E+03	6.29E+00
ODP	kg CFC-11 eq.	2.57E-03	2.13E-03	7.12E-07	3.54E-06	4.24E-07	4.30E-04	9.07E-07
AP	mol H ⁺ eq.	4.61E+01	2.98E+01	6.56E-03	7.87E-02	1.19E-02	1.62E+01	2.07E-02
EP - freshwater	kg PO ₄ eq.	1.30E+01	1.06E+01	1.01E-03	3.50E-03	8.03E-04	2.41E+00	9.58E-04
POCP	kg NMVOC eq.	1.53E+01	8.25E+00	5.60E-03	8.42E-02	1.36E-02	6.97E+00	2.27E-02
ADP – minerals and metals	kg Sb eq.	8.60E-01	8.53E-01	3.25E-05	4.22E-04	4.63E-05	5.89E-03	9.99E-05
ADP – fossil	MJ, net calorific value	6.04E+04	1.39E+04	8.14E+01	2.35E+02	2.95E+01	4.61E+04	6.11E+01
WDP	m ³ eq.	2.22E+03	4.11E+02	1.22E+01	6.54E-01	8.12E-02	1.80E+03	4.58E-01

GWP-fossil: Global Warming Potential fossil; GWP-biogenic: Global Warming Potential biogenic; GWP-luluc: Global Warming Potential land use and land use change; ODP: Depletion potential of the stratospheric ozone layer; AP: Acidification potential; EP-freshwater: Eutrophication potential-freshwater compartment; POCP: Formation potential of tropospheric ozone; ADP-minerals & metals: Abiotic Depletion for non-fossil resources potential; ADP-fossil: Abiotic Depletion for non-fossil resources potential, WDP: Water deprivation potential.

Resource use parameters	Unit	Total	UPSTREAM	CORE	DOWNSTREAM			
			Manufacturing	Distribution	Installation	Use	End of life	
PENRE	MJ, low cal. value	7.46E-01	4.91E-01	1.94E-04	4.98E-03	5.37E-04	2.49E-01	1.20E-03
PERE	MJ, low cal. value	1.56E+04	4.39E+03	6.80E+01	3.32E+00	4.49E-01	1.11E+04	8.92E-01
PENRM	MJ, low cal. value	6.49E+04	1.48E+04	9.00E+01	2.49E+02	3.14E+01	4.96E+04	6.49E+01
PERM	MJ, low cal. value	0.00E+00	0.00E+00	0.00E+00	0.00E+00	0.00E+00	0.00E+00	0.00E+00
PENRT	MJ, low cal. value	6.49E+04	1.48E+04	9.00E+01	2.49E+02	3.14E+01	4.96E+04	6.49E+01
PERT	MJ, low cal. value	1.56E+04	4.39E+03	6.80E+01	3.32E+00	4.49E-01	1.11E+04	8.92E-01
FW	m ³	3.24E+01	2.17E+01	4.05E-02	4.01E-02	1.29E-02	1.06E+01	1.72E-02
MS	kg	0.00E+00	0.00E+00	0.00E+00	0.00E+00	0.00E+00	0.00E+00	0.00E+00
RSF	MJ	0.00E+00	0.00E+00	0.00E+00	0.00E+00	0.00E+00	0.00E+00	0.00E+00
NRSF	MJ	0.00E+00	0.00E+00	0.00E+00	0.00E+00	0.00E+00	0.00E+00	0.00E+00

PENRE: Use of non-renewable primary energy excluding non-renewable primary energy resources used as raw material; PERE: Use of renewable primary energy excluding renewable primary energy resources used as raw material; PENRM: Use of non-renewable primary energy resources used as raw material; PERM: Use of renewable primary energy resources used as raw material; PENRT: Total use of non-renewable primary energy resources (primary energy and primary energy resources used as raw materials); PERT: Total use of renewable primary energy resources (primary energy and primary energy resources used as raw materials); FW: Net use of fresh water; MS: Use of secondary materials; RFS: Use of renewable secondary fuels, NRSF: Use of non-renewable secondary fuels.

STATUS	SECURITY LEVEL	DOCUMENT ID.	REV.	LANG.	PAGE
Approved	Internal	2RDA042656	A	en	18/23

ENVIRONMENTAL PRODUCT DECLARATION

Waste production indicators	Unit	Total	UPSTREAM	CORE	DOWNSTREAM			
			Manufacturing	Distribution	Installation	Use	End of life	
HWD	kg	8.82E+00	6.76E+00	8.52E-03	1.20E-02	9.98E-02	1.93E+00	6.42E-03
NHWD	kg	7.71E+02	3.30E+02	9.94E-01	1.12E+01	7.73E+01	1.34E+02	2.17E+02
RWD	kg	1.64E-01	3.61E-02	6.33E-05	1.60E-03	1.88E-04	1.25E-01	4.11E-04
MER	kg	0.00E+00	0.00E+00	0.00E+00	0.00E+00	0.00E+00	0.00E+00	0.00E+00
MFR	kg	2.83E+02	4.14E+01	0.00E+00	0.00E+00	5.81E+01	0.00E+00	1.83E+02
CRU	kg	0.00E+00	0.00E+00	0.00E+00	0.00E+00	0.00E+00	0.00E+00	0.00E+00
ETE	MJ	0.00E+00	0.00E+00	0.00E+00	0.00E+00	0.00E+00	0.00E+00	0.00E+00
EEE	MJ	0.00E+00	0.00E+00	0.00E+00	0.00E+00	0.00E+00	0.00E+00	0.00E+00

HWD: hazardous waste disposed; NHWD: non-hazardous waste disposed; RWD: radioactive waste disposed; MER: materials for energy recovery; MFR: material for recycling; CRU: components for reuse; ETE: exported thermal energy; EEE: exported electricity energy.

STATUS	SECURITY LEVEL	DOCUMENT ID.	REV.	LANG.	PAGE
Approved	Internal	2RDA042656	A	en	19/23

HD4/SFU 24.25.12 DY 501/4

Impact category	Unit	Total	UPSTREAM	CORE	DOWNSTREAM			
			Manufacturing	Distribution	Installation	Use	End of life	
GWP - fossil	kg CO ₂ eq.	4.64E+03	1.81E+03	5.37E+00	1.96E+01	1.93E+00	2.79E+03	9.72E+00
GWP - biogenic	kg CO ₂ eq.	5.93E+01	-1.98E+02	1.16E+00	1.05E-02	2.46E+01	2.32E+02	6.17E-03
GWP - luluc	kg CO ₂ eq.	2.20E+00	1.78E+00	6.45E-04	6.91E-03	6.67E-04	4.05E-01	1.97E-03
GWP - total	kg CO ₂ eq.	4.70E+03	1.62E+03	6.53E+00	1.96E+01	2.65E+01	3.02E+03	9.73E+00
ODP	kg CFC-11 eq.	4.82E-03	4.44E-03	7.12E-07	4.49E-06	4.24E-07	3.67E-04	1.27E-06
AP	mol H ⁺ eq.	7.84E+01	6.44E+01	6.56E-03	9.99E-02	1.19E-02	1.38E+01	2.92E-02
EP - freshwater	kg PO ₄ eq.	2.50E+01	2.30E+01	1.01E-03	4.45E-03	8.03E-04	2.06E+00	1.37E-03
POCP	kg NMVOC eq.	2.12E+01	1.51E+01	5.60E-03	1.07E-01	1.36E-02	5.95E+00	3.21E-02
ADP – minerals and metals	kg Sb eq.	1.03E+00	1.02E+00	3.25E-05	5.35E-04	4.63E-05	5.03E-03	1.37E-04
ADP – fossil	MJ, net calorific value	5.98E+04	1.99E+04	8.14E+01	2.98E+02	2.95E+01	3.94E+04	8.57E+01
WDP	m ³ eq.	2.27E+03	7.21E+02	1.22E+01	8.30E-01	8.12E-02	1.54E+03	7.24E-01

GWP-fossil: Global Warming Potential fossil; GWP-biogenic: Global Warming Potential biogenic; GWP-luluc: Global Warming Potential land use and land use change; ODP: Depletion potential of the stratospheric ozone layer; AP: Acidification potential; EP-freshwater: Eutrophication potential-freshwater compartment; POCP: Formation potential of tropospheric ozone; ADP-minerals & metals: Abiotic Depletion for non-fossil resources potential; ADP-fossil: Abiotic Depletion for non-fossil resources potential, WDP: Water deprivation potential.

Resource use parameters	Unit	Total	UPSTREAM	CORE	DOWNSTREAM			
			Manufacturing	Distribution	Installation	Use	End of life	
PENRE	MJ, low cal. value	8.30E-01	6.09E-01	1.94E-04	6.32E-03	5.37E-04	2.12E-01	1.66E-03
PERE	MJ, low cal. value	1.51E+04	5.51E+03	6.80E+01	4.21E+00	4.49E-01	9.48E+03	1.27E+00
PENRM	MJ, low cal. value	6.42E+04	2.12E+04	9.00E+01	3.16E+02	3.14E+01	4.24E+04	9.10E+01
PERM	MJ, low cal. value	0.00E+00	0.00E+00	0.00E+00	0.00E+00	0.00E+00	0.00E+00	0.00E+00
PENRT	MJ, low cal. value	6.42E+04	2.12E+04	9.00E+01	3.16E+02	3.14E+01	4.24E+04	9.10E+01
PERT	MJ, low cal. value	1.51E+04	5.51E+03	6.80E+01	4.21E+00	4.49E-01	9.48E+03	1.27E+00
FW	m ³	4.42E+01	3.50E+01	4.05E-02	5.10E-02	1.29E-02	9.05E+00	2.61E-02
MS	kg	0.00E+00	0.00E+00	0.00E+00	0.00E+00	0.00E+00	0.00E+00	0.00E+00
RSF	MJ	0.00E+00	0.00E+00	0.00E+00	0.00E+00	0.00E+00	0.00E+00	0.00E+00
NRSF	MJ	0.00E+00	0.00E+00	0.00E+00	0.00E+00	0.00E+00	0.00E+00	0.00E+00

PENRE: Use of non-renewable primary energy excluding non-renewable primary energy resources used as raw material; PERE: Use of renewable primary energy excluding renewable primary energy resources used as raw material; PENRM: Use of non-renewable primary energy resources used as raw material; PERM: Use of renewable primary energy resources used as raw material; PENRT: Total use of non-renewable primary energy resources (primary energy and primary energy resources used as raw materials); PERT: Total use of renewable primary energy resources (primary energy and primary energy resources used as raw materials); FW: Net use of fresh water; MS: Use of secondary materials; RFS: Use of renewable secondary fuels, NRSF: Use of non-renewable secondary fuels.

STATUS	SECURITY LEVEL	DOCUMENT ID.	REV.	LANG.	PAGE
Approved	Internal	2RDA042656	A	en	20/23

ENVIRONMENTAL PRODUCT DECLARATION

Waste production indicators	Unit	Total	UPSTREAM	CORE	DOWNSTREAM			
			Manufacturing	Distribution	Installation	Use	End of life	
HWD	kg	1.20E+01	1.02E+01	8.52E-03	1.52E-02	9.98E-02	1.65E+00	9.09E-03
NHWD	kg	9.79E+02	4.75E+02	9.94E-01	1.43E+01	7.73E+01	1.14E+02	2.96E+02
RWD	kg	1.61E-01	5.06E-02	6.33E-05	2.03E-03	1.88E-04	1.07E-01	5.74E-04
MER	kg	0.00E+00	0.00E+00	0.00E+00	0.00E+00	0.00E+00	0.00E+00	0.00E+00
MFR	kg	3.50E+02	4.95E+01	0.00E+00	0.00E+00	5.81E+01	0.00E+00	2.42E+02
CRU	kg	0.00E+00	0.00E+00	0.00E+00	0.00E+00	0.00E+00	0.00E+00	0.00E+00
ETE	MJ	0.00E+00	0.00E+00	0.00E+00	0.00E+00	0.00E+00	0.00E+00	0.00E+00
EEE	MJ	0.00E+00	0.00E+00	0.00E+00	0.00E+00	0.00E+00	0.00E+00	0.00E+00

HWD: hazardous waste disposed; NHWD: non-hazardous waste disposed; RWD: radioactive waste disposed; MER: materials for energy recovery; MFR: material for recycling; CRU: components for reuse; ETE: exported thermal energy; EEE: exported electricity energy.

STATUS	SECURITY LEVEL	DOCUMENT ID.	REV.	LANG.	PAGE
Approved	Internal	2RDA042656	A	en	21/23



Additional environmental information

Recyclability potential

According to the waste treatment scenario calculation in Simapro, based on the recycling rate in the technical report IEC/TR 62635 Edition 1.0 - Table D2, the following recyclability potentials were calculated.

	HD4/SFU 24.06.12 DY501/1	HD4/SFU 24.12.12 DY501/3	HD4/SFU 24.25.12 DY501/4
Recyclability potential	83%	85%	83%

Other certifications

In 2021, the Medium Voltage Circuit Breakers (HD4) have been ISO 14067:2018 certified by a third party, with ID number: 1VCD500380F0001.

STATUS	SECURITY LEVEL	DOCUMENT ID.	REV.	LANG.	PAGE
Approved	Internal	2RDA042656	A	en	22/23



References

- LCA Report 2RDA042751 – Cluster HD4/SFU DY501
- EN 50693:2019 - Product category rules for life cycle assessments of electronic and electrical products and systems
- PCR EPDItaly007 - Electronic and electrical products and systems (rev.2), October 2020
- PCR EPDItaly012 - Electronic and electrical products and systems - Switches, March 2020
- IEC/TR 62635 - Guidelines for end-of-life information provided by manufacturers and recyclers and for recyclability rate calculation of electrical and electronic equipment - Edition 1.0 2012-10
- ISO 14040:2006 - Environmental management -Life cycle assessment - Principles and framework
- ISO 14044:2006 - Environmental management - Life cycle assessment - Requirements and guidelines
- Ecoinvent, 2019. Swiss Centre for Life Cycle Assessment, v3.6 (www.ecoinvent.ch).
- PRé Consultants, 2020. Software SimaPro versione 9.1.1 (www.pre.nl).
- <https://www.isprambiente.gov.it/it>
- <https://www.mise.gov.it/index.php/it/>
- EPDItaly Regulations rev. 5.0 (1st July 2020)

STATUS	SECURITY LEVEL	DOCUMENT ID.	REV.	LANG.	PAGE
Approved	Internal	2RDA042656	A	en	23/23